TOUGH STORAGE SOLUTIONS™.

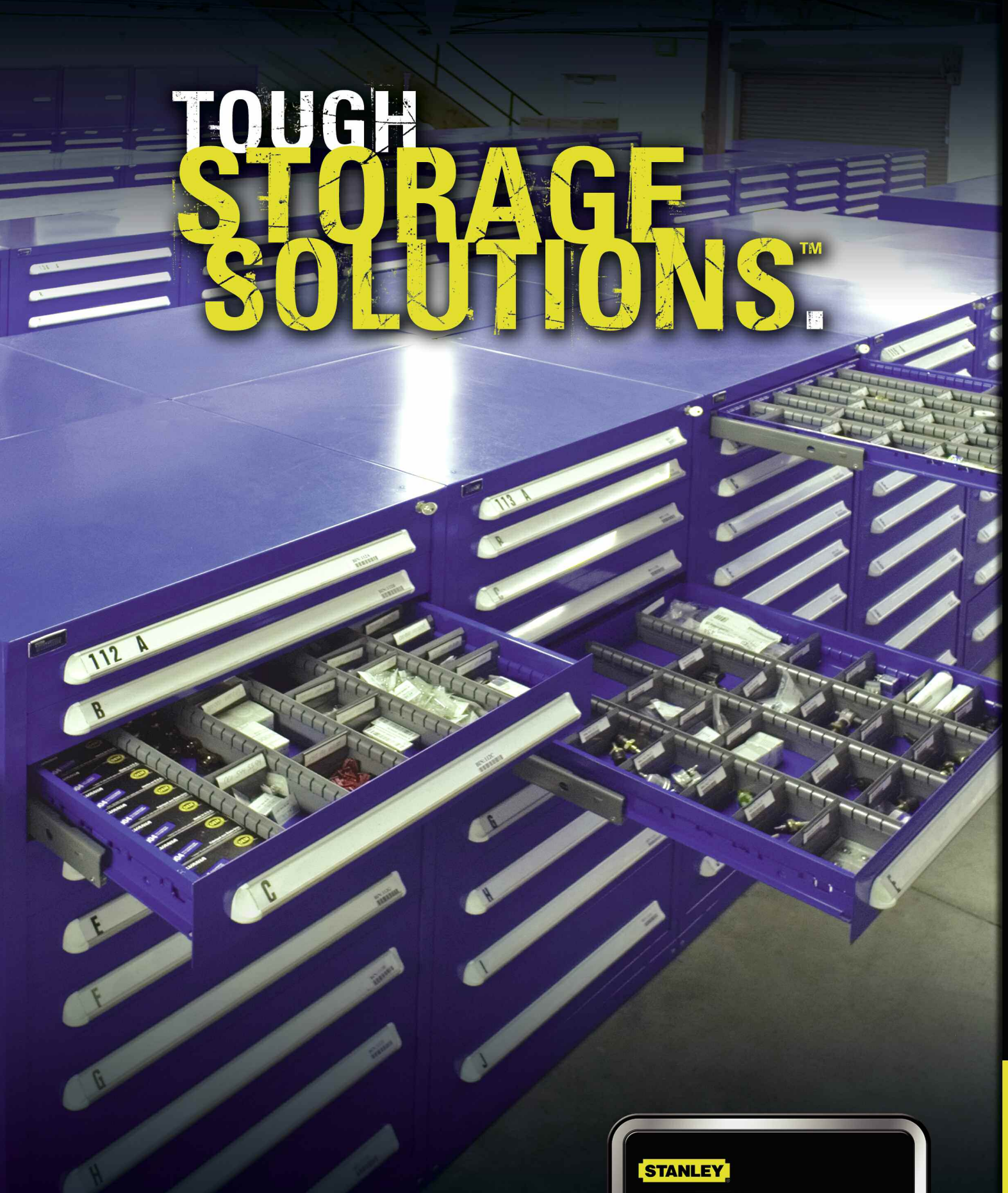

PRODUCT CATALOG

STANLEY Vidmar®

Stanley Vidmar

The name Vidmar® is synonymous with modular storage. Ever since Swiss manufacturer A&R Weidmar Company introduced the first modular-drawer cabinet in the 1940's, we have been perfecting the art of creating efficient, secure storage for every imaginable tool and piece of equipment.

Our cabinets made their debut in the U.S. in 1958, when John Kleinoder, a Brooklyn tool and die maker, arranged to manufacture Wiedmar cabinets in the U.S. under the brand name "Vidmar." Although he saw the cabinets as the perfect solution for storing metalworking tools, he knew that they were much more than toolboxes. And he knew that the potential market went way beyond machine shops.

That potential became real in 1962, when Vidmar® cabinets became part of the first photocopiers made by what would become Xerox Corporation. It was Xerox that asked Vidmar to open up its Allentown, Pennsylvania plant in 1965. A year later, Kleinolder sold the company to The Stanley Works of New Britain, Connecticut, and the name was changed to Stanley Vidmar.

Today, all of our products are still made to order at our Allentown plant by one of the most experienced manufacturing teams in the industry, with an average length of employment of 20 years. In the years since the plant opened, demand for modular-drawer cabinets continues to increase as businesses and industries become more space and efficiency cost-conscious. Today, Vidmar® is a name familiar to industries ranging from aerospace to automotive, healthcare, assembly, manufacturing, and mining, just to name a few.

As our Product and Sales Engineers continue to find new and ingenious ways to store products, Vidmar® will continue to be seen as the storage solutions provider, for many years to come.

STANLEY

Vidmar®

TABLE OF CONTENTS

Stanley Vidmar

Introduction page IV
Cabinet Features page VII

Cabinets

Pre-Configured Cabinets page 2
Tool Storage page 21
Custom Cabinets page 22
Shelf Cabinets page 36
Computer Cabinets page 38
Safety Cabinets page 39
Overhead Cabinets page 40

Workstations

Introduction page 42
Workstations and Benching page 43
Cabinets page 47
Accessories page 52
Technical Benching page 58
Work Surfaces page 62

StaticGard™ Coating

Workstations page 64

Mobile Storage

Cabinets page 66
Work Center page 68
Utility Cart page 68
Control Center page 69

Cabinet Accessories

Drawer Accessories page 70
Security/Locking Systems page 74

Mezzanines

Introduction page 78
Cabinet Systems page 79

Specialty Applications

STAK System® Storage page 80
HazMat Storage page 88
Adjustable Racking System page 90
Vertical Lift Modules page 94
NC Tool Storage page 98

Quick Ship page 103
Paint Finish Color Chips page 107

STANLEY

Vidmar

Stanley® Vidmar® Storage Solutions

A cabinet storage system from Stanley Vidmar can reduce the amount of space you need for storage without limiting what you need to store.

Use Less Space To Store More

Shelves require aisle space and "reach room" around the stored items for access. A Stanley® Vidmar® cabinet consolidates storage because it doesn't require "reach room." In fact, two Stanley® Vidmar® cabinets can commonly store inventory from five shelf sections—freeing up floor space for more productive and profitable activities. And you can store more inventory without building additional storage areas.

Get Organized

Drawer storage gives every item its own specific, instantly located place—ideal for computerized control. With everything organized, taking inventory is as easy as opening a drawer. You can dramatically cut retrieval time and eliminate obsolete inventory. And you'll keep everything secure and protected from dust and dirt. Best of all, Stanley® Vidmar® cabinets arrive with their drawer interiors already installed, at no extra charge!

We Can Grow With You

As your inventory and space requirements grow, our storage system grows with you. Stanley® Vidmar® cabinets are strong enough to stack cabinets up to six high, to make use of wasted vertical space—instead of taking up valuable floor space.



A mezzanine system can help increase throughput while freeing up floor space for other activities.

STORAGE CONCEPTS

REGAIN YOUR SPACE

The flexible solution that grows as your service parts storage needs expand.

Stanley Vidmar, a leading manufacturer of high-density modular storage drawer systems, will show you how to reclaim valuable sales and storage floor area.

Cabinets in the Walk-Around Mode
Higher storage density is achieved with Stanley® Vidmar® modular cabinets, saving floor space for other storage operation needs. This space savings permits rapid access to frequently requested parts.

Mezzanine Mode
A mezzanine configuration is the perfect arrangement to maximize floor area utilization. Side by side, back to back, or stacked. One cabinet or one hundred. All designed around the single Stanley® Vidmar® storage cabinet system. As you grow, it grows with you.

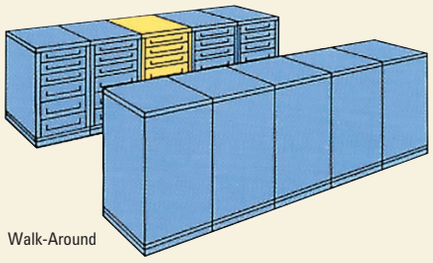
Walk-Around

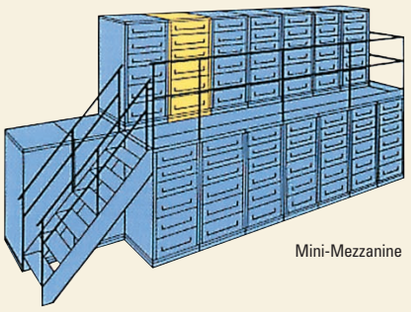
Mini-Mezzanine

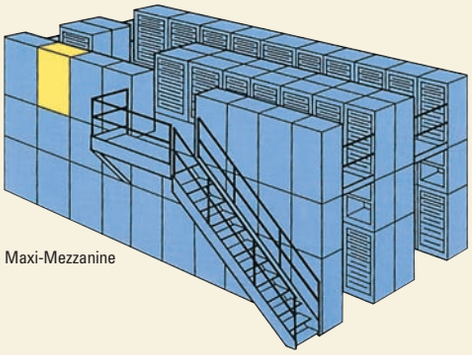
Maxi-Mezzanine

Stanley® Vidmar® Storage Systems give you the benefits open shelf storage can't.

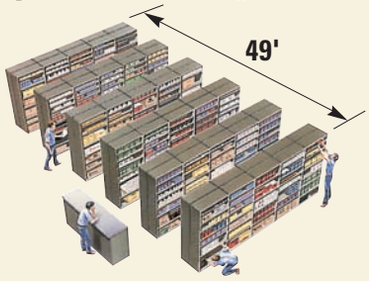

The Problem

Inefficient Storage Equipment
Open-shelf storage wastes over 50% of your storage space.

No Control
During search and retrieval, many items are pushed out of designated storage locations.

Wasted Effort
Traditional storage equipment forces personnel to stretch, stoop, search, and strain to reach hard-to-access locations.

Open To Exposure
With open shelving, dust and dirt settle on stored parts, packaging is torn, and parts are damaged.

The Effect

Capacity
Low-density, open-shelf storage uses too much space, leaving no room for growth. You're storing air.

Lost Inventory
Your computer says the part is in stock, but it is impossible to locate.

Slow Retrieval
Poor organization and lack of inventory controls force service personnel and customers to wait and wait for parts.

Dirty Parts
Dirty parts irritate customers and make it nearly impossible to take advantage of the manufacturer's parts-return program.

The Solution

High-Density Storage
Convert small-parts storage to high-density storage in drawers to utilize every square inch of available space.

Individual Location
Drawers provide an individual storage compartment for each part number in your inventory.

Easy Access
Stanley® Vidmar® storage cabinets put all stored parts within easy reach and full view.

Protection
Enclosed storage equipment protects inventory from dust, dirt, damage, and loss.

The Benefit

Capacity
Doubles your storage capacity without expanding your parts department.

Each Part Has An Address
Because each part number has a specific compartment, it is always where it should be.

End Wasted Time
Fast, effortless retrieval means less waiting for customers and service personnel.

Happier Customers
Clean parts satisfy customers and make it easy to take advantage of the manufacturer's parts-return programs.

STANLEY

Vidmar

Stanley® Vidmar® Modular Storage Cabinets

Store five shelving units of inventory in just two Stanley® Vidmar® storage cabinets and save your storage space.

Flexibility is key to any Vidmar® modular cabinet. Drawers can be interchanged if needed; and partitions and dividers can be moved or added, so you can build just the right size compartments to fit your inventory needs.

Combine this with superior quality construction — drawers with 400-lb. capacity each, a unique locking system for security, and a built-in pallet base to move the cabinet even when fully loaded* — and you get a return on investment that's unmatched.

Replacing traditional shelving with Stanley® Vidmar® modular cabinets can save you storage space. The space you're currently using to inventory your tools, parts, fasteners, fittings, and other equipment.

*Cabinets must be locked and banded prior to moving.

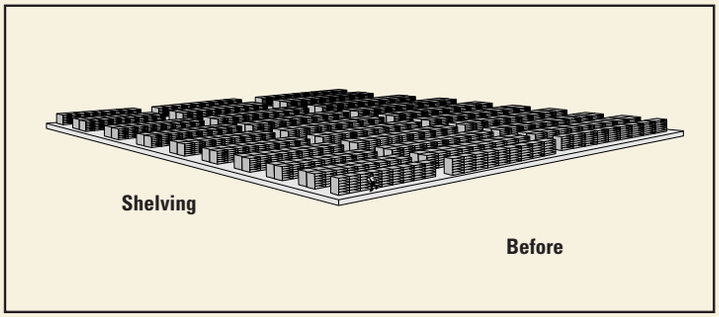

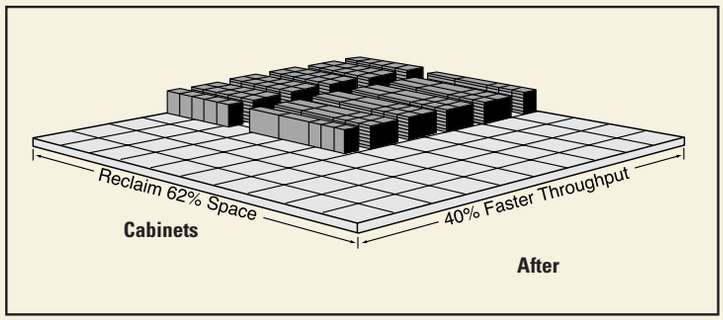

CABINET HOUSINGS

The Most Popular Storage Drawer Cabinet Configurations

Six cabinet heights, 15 drawer heights, and 103 of the most popular drawer interiors are all combined into 128 of the most popular and versatile storage drawer cabinet configurations in use today.

Cabinet housings are the basis for the entire cabinet system. The welded housings support the loaded cabinet while maintaining drawer cycling and longevity. Stanley® Vidmar® cabinet housings conform to the transportation industry's Rule180, promoting better handling and simplifying damage claims. These heavy-duty steel housings are available in 10 standard colors and eight footprints. A built-in pallet base makes cabinets easily moveable, even when fully loaded (loaded cabinets must be banded and/or locked before moving).

Housings will support cabinets stacked up to six high, so you can make use of wasted vertical space. Six heights are available, ranging from 27 in. (686 mm) desk height to 59 in. (1499 mm) eye level.

1. Housing

Each cabinet system starts with one of eight cabinet housing sizes. Housings are available in four heights. Each height receives a model number:

27 in. high - Model 135 (Desk)
30 in. high - Model 155 (Table)
33 in. high - Model 175 (Bench)
37 in. high - Model 200 (Stand-Up Work)
44 in. high - Model 245 (Counter)
59 in. high - Model 340 (Eye Level)

So if you need a Standard cabinet that is 59 in. high, the model number for the cabinet would be Standard cabinet Model 340.

Cabinets are available in ten standard colors.

- Off White S22570
- Beige S20100
- Vidmar Green S20606
- Hunter Green S50091
- Light Blue S22577
- Bright Blue S22447
- Dark Blue S22578
- Red S50054
- Vidmar Gray S23321
- Black S20106

1.

Standard
30 in. W x 27-3/4 in. D
(762 mm W x 705 mm D)

Shallow Depth
30 in. W x 21-3/8 in. D
(762 mm W x 543 mm D)

Small Version
22-1/2 in. W x 27-3/4 in. D
(572 mm W x 705 mm D)

Small Version Shallow Depth
22-1/2 in. W x 21-3/8 in. D
(572 mm W x 543 mm D)

Extra Wide
45 in. W x 27-3/4 in. D
(1143 mm W x 705 mm D)

Extra Wide Shallow Depth
45 in. W x 21-3/8 in. D
(1143 mm W x 543 mm D)



Double Wide
60 in. W x 27-3/4 in. D
(1524 mm W x 705 mm D)



Double Wide Shallow Depth
60 in. W x 21-3/8 in. D
(1524 mm W x 543 mm D)

STANLEY
Vidmar

2. Drawers

The next step to building a cabinet is the drawers. Like the model number given to each housing height, the drawers also have model numbers ranging from Model 20 up to Model 90. Each drawer model number represents a different drawer height. When reviewing the cabinets, the drawer model numbers are shown on the left side of each cabinet in red. If you add up all the drawer model numbers for each cabinet, the sum total must equal the cabinet height model number. Thus, if you have a Standard cabinet Model 340 (59 in. high) with the below seven drawer model numbers, the sum total of those drawer model numbers should equal the 340 Model number used for the height of the cabinet. If the total sum of the drawer model numbers does not equal the cabinet height model number, then the drawers will not fit in the cabinet housing. (See Below)

Drawer Model Numbers	Useable Height
40	(5-3/8 in.)
50	(7 in.)
50	(7 in.)
50	(7 in.)
50	(7 in.)
50	(7 in.)
+50	(7 in.)
Standard cabinet Model 340	

2.

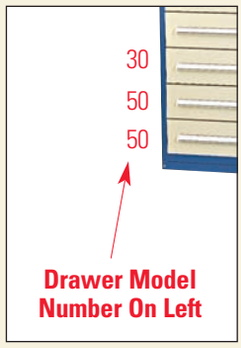



3. Partitions and Dividers

The partition and divider setup used to build compartments in each drawer is referred to as a "Loading Diagram". Each Loading Diagram is also given its own number. Loading Diagram numbers are listed on the right side of each cabinet in black . Each section featuring the housing sizes listed includes the most popular Loading Diagrams for that housing. Cabinets are shipped with all partitions and dividers installed.

3.

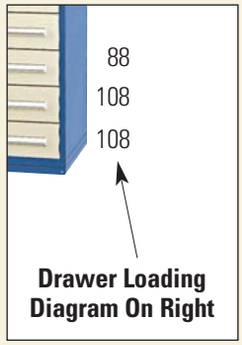



LD88
16 Compartments
5-7/8 in. x 6-1/8 in.
(149 mm x 156 mm)

LD1610
6 Compartments
12-1/4 in. x 7-7/8 in.
(311 mm x 200 mm)

LD85
24 Compartments
5-7/8 in. x 3-7/8 in.
(149 mm x 98 mm)

LD108
12 Compartments
7-1/2 in. x 6-1/8 in.
(191 mm x 156 mm)

4. Locks

All cabinets with drawers are fitted with a single key lock system that opens all drawers. To order cabinets without locks, delete the "L" suffix from the model number.



4.

To protect inventory, the Stanley® Vidmar® keying system is virtually impossible to duplicate.

CABINET STANDARD DRAWERS

Standard Drawer Features

- Drawer sizes are designed around average human reach (25-1/8 in. square [638 mm]) for easy access.
- Drawer heights range from 2-1/4 to 13-1/4 in. (57 to 336 mm) usable height. (Intermediate and larger drawer sizes are also available. For additional drawer heights contact your Stanley® Vidmar® Customer Service Representative at 800-523-9462
- Drawers hold up to 400 lbs (181 kg).
- Drawers glide easily on a ball-bearing carriage system which is guaranteed against failure.
- Drawers are interchangeable with other drawers in cabinet housings of the same style.
- Each drawer has slotted walls for partitions and dividers, providing infinite configurations.
- Each drawer pull has a large label and plastic shield for quick, easy-to-read identification of contents.
- A variety of label holders are available to identify individual compartments within the drawer.

Drawers Usable Heights

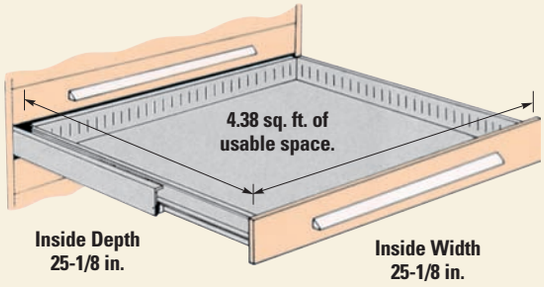

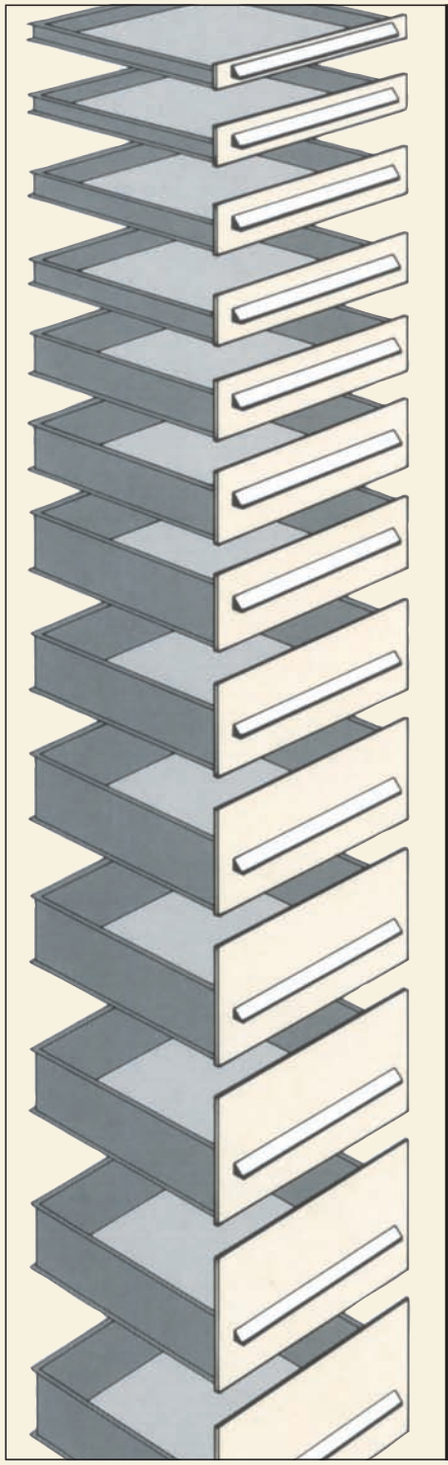

MODEL#	USABLE HEIGHT IN.	(MM)
20	2-1/4 in.	(57 mm)
25	3 in.	(76 mm)
30	3-7/8 in.	(98 mm)
35	4-5/8 in.	(117 mm)
40	5-3/8 in.	(137 mm)
45	6-1/4 in.	(159 mm)
50	7 in.	(178 mm)
55	7-3/4 in.	(197 mm)
60	8-1/2 in.	(216 mm)
65	9-3/8 in.	(240 mm)
70	10-1/8 in.	(257 mm)
75	10-7/8 in.	(276 mm)
80	11-3/4 in.	(292 mm)
85	12-1/2 in.	(318 mm)
90	13-1/4 in.	(337 mm)

Standard Vidmar drawers hold up to 400 lbs (181 kg.).
Stanley Vidmar does not recommend standing in cabinet.

Eye Level Height

Model 340
59 in. (1499 mm) high
30 in. (762 mm) wide
27-3/4 in. (705 mm) deep

To order cabinets without locks, delete the "L" suffix from the model number (example: SEP3014AL becomes SEP3014A).





SEP3014AL
15 Drawers
336 Compartments
Usable Drawer Heights
2-1/4 in. (57 mm)
3 in. (76 mm)
711 lbs. (323 kg.) Shipping Weight



SCU3014AL
15 Drawers
360 Compartments
Usable Drawer Heights
2-1/4 in. (57 mm)
3 in. (76 mm)
709 lbs. (322 kg.) Shipping Weight



SEP3026AL
14 Drawers
300 Compartments
Usable Drawer Heights
2-1/4 in. (57 mm)
3 in. (76 mm)
3-7/8 in.(98 mm)
688 lbs. (312 kg.) Shipping Weight



SCU3026AL
14 Drawers
320 Compartments
Usable Drawer Heights
2-1/4 in. (57 mm)
3 in. (76 mm)
3-7/8 in. (98 mm)
686 lbs. (311 kg.) Shipping Weight



SEP3039AL
13 Drawers
256 Compartments
Usable Drawer Heights
2-1/4 in. (57 mm)
3-7/8 in.(98 mm)
7 in. (178 mm)
656 lbs. (298 kg.) Shipping Weight



RP3039AL
13 Drawers
256 Compartments
Usable Drawer Heights
2-1/4 in. (57 mm)
3-7/8 in.(98 mm)
7 in. (178 mm)
646 lbs. (293 kg.) Shipping Weight



SEP3047AL
12 Drawers
224 Compartments
Usable Drawer Heights
2-1/4 in. (57 mm)
3-7/8 in.(98 mm)
628 lbs. (285 kg.) Shipping Weight



SEP3054AL
12 Drawers
244 Compartments
Usable Drawer Heights
3 in. (76 mm)
3-7/8 in.(98 mm)
5-3/8 in. (137 mm)
626 lbs. (284 kg.) Shipping Weight



SCU3047AL
12 Drawers
248 Compartments
Usable Drawer Heights
2-1/4 in. (57 mm)
3-7/8 in.(98 mm)
626 lbs. (284 kg.) Shipping Weight

PRE-CONFIGURED CABINETS

EYE LEVEL HEIGHT



RP3092AL
11 Drawers
200 Compartments
Usable Drawer Heights
2-1/4 in. (57 mm)
3-7/8 in.(98 mm)
5-3/8 in. (137 mm)
7 in. (178 mm)
594 lbs. (269 kg.) Shipping Weight



RP3098AL
11 Drawers
204 Compartments
Usable Drawer Heights
2-1/4 in. (57 mm)
3 in. (76 mm)
5-3/8 in. (137 mm)
8-1/2 in. (216 mm)
591 lbs. (268 kg.) Shipping Weight



RP3404AL
11 Drawers
275 Compartments
Usable Drawer Heights
2-1/4 in. (57 mm)
3-7/8 in.(98 mm)
5-3/8 in. (137 mm)
7 in. (178 mm)
569 lbs. (258 kg.) Shipping Weight

SCU3079AL
11 Drawers
224 Compartments
Usable Drawer Heights
3 in.(76 mm)
3-7/8 in.(98 mm)
5-3/8 in. (137 mm)
562 lbs. (255 kg.) Shipping Weight

SCU3067AL
11 Drawers
216 Compartments
Usable Drawer Heights
3-7/8 in.(98 mm)
5-3/8 in. (137 mm)
565 lbs. (256 kg.) Shipping Weight



SEP3306AL
11 Drawers
192 Compartments
Usable Drawer Heights
2-1/4 in. (57 mm)
3-7/8 in.(98 mm)
5-3/8 in. (137 mm)
7 in. (178 mm)
596 lbs. (270 kg.) Shipping Weight



SCU3306AL
11 Drawers
216 Compartments
Usable Drawer Heights
2-1/4 in. (57 mm)
3-7/8 in.(98 mm)
5-3/8 in. (137 mm)
7 in. (178 mm)
592 lbs. (269 kg.) Shipping Weight



SEP3062AL
11 Drawers
192 Compartments
Usable Drawer Heights
3-7/8 in.(98 mm)
4-5/8 in (117 mm)
594lbs. (269 kg.) Shipping Weight



SCU3062AL
11 Drawers
220 Compartments
Usable Drawer Heights
3-7/8 in.(98 mm)
4-5/8 in (117 mm)
593 lbs. (269 kg.) Shipping Weight



RP3406AL
10 Drawers
163 Compartments
Usable Drawer Heights
3-7/8 in.(98 mm)
2-1/4 in. (57 mm)
7 in. (178 mm)
5-3/8 in. (137 mm)
558 lbs. (253 kg.) Shipping Weight



SEP3110AL
10 Drawers
164 Compartments
Usable Drawer Heights
3-7/8 in.(98 mm)
5-3/8 in. (137 mm)
569 lbs. (258 kg.) Shipping Weight



SEP3126AL
10 Drawers
164 Compartments
Usable Drawer Heights
2-1/4 in. (57 mm)
3-7/8 in.(98 mm)
5-3/8 in. (137 mm)
8-1/2 in. (216 mm)
565 lbs. (256 kg.) Shipping Weight



SCU3110AL
10 Drawers
184 Compartments
Usable Drawer Heights
3-7/8 in.(98 mm)
5-3/8 in. (137 mm)
567 lbs. (257 kg.) Shipping Weight

SCU3108AL
10 Drawers
192 Compartments
Usable Drawer Heights
3-7/8 in. (98 mm)
4-5/8 in (117 mm)
5-3/8 in. (137 mm)
535 lbs. (243 kg.) Shipping Weight



SCU3126AL
10 Drawers
188 Compartments
Usable Drawer Heights
2-1/4 in. (57 mm)
3-7/8 in.(98 mm)
5-3/8 in. (137 mm)
8-1/2 in. (216 mm)
563 lbs. (255 kg.) Shipping Weight

Eye Level Height Continued

Model 340
59 in. (1499 mm) high
30 in. (762 mm) wide
27-3/4 in. (705 mm) deep

To order cabinets without locks, delete the "L" suffix from the model number (example: SEP1001AL becomes SEP1001A).





SEP3140AL
9 Drawers
144 Compartments
Usable Drawer Heights
3-7/8 in.(98 mm)
4-5/8 in (117 mm)
5-3/8 in. (137 mm)
6-1/4 in. (159 mm)
536 lbs. (243 kg.) Shipping Weight



SEP3144AL
9 Drawers
140 Compartments
Usable Drawer Heights
3-7/8 in.(98 mm)
5-3/8 in. (137 mm)
8-1/2 in. (216 mm)
538 lbs. (244 kg.) Shipping Weight



SCU3144AL
9 Drawers
156 Compartments
Usable Drawer Heights
3-7/8 in.(98 mm)
5-3/8 in. (137 mm)
8-1/2 in. (216 mm)
536 lbs. (243 kg.) Shipping Weight



SEP3155AL
9 Drawers
144 Compartments
Usable Drawer Heights
2-1/4 in. (57 mm)
3-7/8 in.(98 mm)
7 in. (178 mm)
11-3/4 in. (292 mm)
529 lbs. (240 kg.) Shipping Weight

SCU3352AL
9 Drawers
152 Compartments
Usable Drawer Heights
3-7/8 in.(98 mm)
5-3/8 in. (137 mm)
7 in. (178 mm)
529 lbs. (240 kg.) Shipping Weight

SEP3352AL
9 Drawers
128 Compartments
Usable Drawer Heights
3-7/8 in.(98 mm)
5-3/8 in. (137 mm)
7 in. (178 mm)
529 lbs. (240 kg.) Shipping Weight

PRE-CONFIGURED CABINETS

EYE LEVEL HEIGHT

SEP3157AL
8 Drawers
112 Compartments
Usable Drawer Heights
5-3/8 in. (137 mm)
6-1/4 in. (159 mm)
508 lbs. (230 kg.) Shipping Weight



SEP3163AL
8 Drawers
104 Compartments
Usable Drawer Heights
5-3/8 in. (137 mm)
7 in. (178 mm)
508 lbs. (230 kg.) Shipping Weight



SCU3163AL
8 Drawers
120 Compartments
Usable Drawer Heights
5-3/8 in. (137 mm)
7 in. (178 mm)
504 lbs. (229 kg.) Shipping Weight



SEP3371AL
8 Drawers
100 Compartments
Usable Drawer Heights
3-7/8 in.(98 mm)
5-3/8 in. (137 mm)
7 in. (178 mm)
8-1/2 in. (216 mm)
480 lbs. (218 kg.) Shipping Weight



SEP3189AL
7 Drawers
80 Compartments
Usable Drawer Heights
5-3/8 in. (137 mm)
7 in. (178 mm)
472 lbs. (214 kg.) Shipping Weight

SCU3189AL
7 Drawers
88 Compartments
Usable Drawer Heights
5-3/8 in. (137 mm)
7 in. (178 mm)
470 lbs. (213 kg.) Shipping Weight

SCU3389AL
7 Drawers
96 Compartments
Usable Drawer Heights
5-3/8 in. (137 mm)
7 in. (178 mm)
8-1/2 in. (216 mm)
463 lbs. (210 kg.) Shipping Weight

SEP3203AL
6 Drawers
64 Compartments
Usable Drawer Heights
6-1/4 in. (159 mm)
7 in. (178 mm)
8-1/2 in. (216 mm)
11-3/4 in. (292 mm)
436 lbs. (198 kg.) Shipping Weight

SCU3398AL
6 Drawers
72 Compartments
Usable Drawer Heights
7 in. (178 mm)
8-1/2 in. (216 mm)
432 lbs. (196 kg.) Shipping Weight

SCU3399AL
5 Drawers
52 Compartments
Usable Drawer Heights
5-3/8 in. (137 mm)
8-1/2 in. (216 mm)
10-1/8 in. (257 mm)
11-3/4 in. (292 mm)
13-1/4 in. (337 mm)
399 lbs. (181 kg.) Shipping Weight



SEP3214AL
5 Drawers
37 Compartments
Usable Drawer Heights
7 in. (178 mm)
8-1/2 in. (216 mm)
10-1/8 in. (257 mm)
13-1/4 in. (337 mm)
392 lbs. (178 kg.) Shipping Weight

SEP3219AL
4 Drawers
29 Compartments
Usable Drawer Heights
11-3/4 in. (292 mm)
13-1/4 in. (337 mm)
357 lbs. (162 kg.) Shipping Weight

SEP2004AL
11 Drawers
248 Compartments
Usable Drawer Heights
2-1/4 in. (57 mm)
3 in. (76 mm)
3-7/8 in.(98 mm)
547 lbs. (248 kg.) Shipping Weight

SEP2012AL
10 Drawers
200 Compartments
Usable Drawer Heights
2-1/4 in. (57 mm)
3 in. (76 mm)
3-7/8 in.(98 mm)
513 lbs. (233 kg.) Shipping Weight

SEP2025AL
9 Drawers
184 Compartments
Usable Drawer Heights
2-1/4 in. (57 mm)
3 in. (76 mm)
3-7/8 in.(98 mm)
4-5/8 in (117 mm)
7 in. (178 mm)
485 lbs. (220 kg.) Shipping Weight

Counter Height

Model 245
44 in. (1118 mm) high
30 in. (762 mm) wide
27-3/4 in. (705 mm) deep

SCU2029AL
8 Drawers
160 Compartments
Usable Drawer Heights
3-7/8 in.(98 mm)
4-5/8 in (117 mm)
455 lbs. (206 kg.) Shipping Weight



SEP2029AL
8 Drawers
144 Compartments
Usable Drawer Heights
3-7/8 in.(98 mm)
4-5/8 in (117 mm)
457 lbs. (207 kg.) Shipping Weight



SEP2037AL
8 Drawers
144 Compartments
Usable Drawer Heights
2-1/4 in. (57 mm)
3 in. (76 mm)
3-7/8 in.(98 mm)
8-1/2 in. (216 mm)
456 lbs. (207 kg.) Shipping Weight

SCU2041AL
7 Drawers
140 Compartments
Usable Drawer Height
4-5/8 in (117 mm)
415 lbs. (188 kg.) Shipping Weight

SEP2041AL
7 Drawers
120 Compartments
Usable Drawer Height
4-5/8 in (117 mm)
417 lbs. (189 kg.) Shipping Weight

SEP2058AL
7 Drawers
120 Compartments
Usable Drawer Heights
2-1/4 in. (57 mm)
3 in. (76 mm)
4-5/8 in (117 mm)
5-3/8 in. (137 mm)
10-1/8 in. (257 mm)
420 lbs. (191 kg.) Shipping Weight

PRE-CONFIGURED CABINETS

COUNTER HEIGHT

SCU2043AL
7 Drawers
128 Compartments
Usable Drawer Heights
3-7/8 in.(98 mm)
4-5/8 in (117 mm)
5-3/8 in. (137 mm)
425 lbs. (193 kg.) Shipping Weight

SCU2089AL
7 Drawers
132 Compartments
Usable Drawer Heights
3-7/8 in.(98 mm)
4-5/8 in (117 mm)
8-1/2 in. (216 mm)
408 lbs. (185 kg.) Shipping Weight

RP2102AL
7 Drawers
114 Compartments
Usable Drawer Heights
2-1/4 in. (57 mm)
3 in. (76 mm)
3-7/8 in.(98 mm)
5-3/8 in. (137 mm)
7 in. (178 mm)
419 lbs. (190 kg.) Shipping Weight

RP2112AL
6 Drawers
98 Compartments
Usable Drawer Heights
3-7/8 in.(98 mm)
4-5/8 in (117 mm)
5-3/8 in. (137 mm)
10-1/8 in. (257 mm)
397 lbs. (180 kg.) Shipping Weight

RP2113AL
6 Drawers
78 Compartments
Usable Drawer Heights
3-7/8 in.(98 mm)
4-5/8 in (117 mm)
5-3/8 in. (137 mm)
7 in. (178 mm)
390 lbs. (177 kg.) Shipping Weight

SCU2066AL
6 Drawers
96 Compartments
Usable Drawer Heights
3-7/8 in.(98 mm)
4-5/8 in (117 mm)
5-3/8 in. (137 mm)
7 in. (178 mm)
392 lbs. (178 kg.) Shipping Weight

SEP2066AL
6 Drawers
84 Compartments
Usable Drawer Heights
3-7/8 in.(98 mm)
4-5/8 in (117 mm)
5-3/8 in. (137 mm)
7 in. (178 mm)
395 lbs. (179 kg.) Shipping Weight

SCU2070AL
5 Drawers
76 Compartments
Usable Drawer Heights
6-1/4 in. (159 mm)
7 in. (178 mm)
360 lbs. (163 kg.) Shipping Weight

SCU2076AL
4 Drawers
48 Compartments
Usable Drawer Heights
6-1/4 in. (159 mm)
7 in. (178 mm)
8-1/2 in. (216 mm)
13-1/4 in. (337 mm)
326 lbs. (148 kg.) Shipping Weight

SEP2076AL
4 Drawers
44 Compartments
Usable Drawer Heights
6-1/4 in. (159 mm)
7 in. (178 mm)
8-1/2 in. (216 mm)
13-1/4 in. (337 mm)
330 lbs. (150 kg.) Shipping Weight

SCU2079AL
3 Drawers
27 Compartments
Usable Drawer Heights
10-7/8 in. (276 mm)
11-3/4 in. 9318 mm)
13-1/4 in. (337 mm)
282 lbs. (128 kg.) Shipping Weight

SEP2079AL
3 Drawers
17 Compartments
Usable Drawer Heights
10-7/8 in. (276 mm)
11-3/4 in. 9318 mm)
13-1/4 in. (337 mm)
285 lbs. (129 kg.) Shipping Weight

**See Quick Ship section for more details*

SEP1001AL
7 Drawers
152 Compartments
Usable Drawer Height
3 in. (76 mm)
388 lbs. (176 kg.) Shipping Weight

SEP1002AL
7 Drawers
140 Compartments
Usable Drawer Heights
2-1/4 in. (57 mm)
3-7/8 in.(98 mm)
4-5/8 in (117 mm)
392 lbs. (178 kg.) Shipping Weight

SEP1004AL
6 Drawers
108 Compartments
Usable Drawer Heights
2-1/4 in. (57 mm)
3 in. (76 mm)
3-7/8 in.(98 mm)
7 in. (178 mm)
361 lbs. (164 kg.) Shipping Weight

Bench and Workstation Height

Model 175
33 in. (838 mm) high
30 in. (762 mm) wide
27-3/4 in. (705 mm) deep



SEP1016AL
5 Drawers
92 Compartments
Usable Drawer Heights
3 in. (76 mm)
3-7/8 in.(98 mm)
6-1/4 in. (159 mm)
7 in. (178 mm)
333 lbs. (151 kg.) Shipping Weight

SCU1004AL
6 Drawers
124 Compartments
Usable Drawer Heights
2-1/4 in. (57 mm)
3 in. (76 mm)
3-7/8 in.(98 mm)
7 in. (178 mm)
385 lbs. (175 kg.) Shipping Weight

SEP1019AL
5 Drawers
84 Compartments
Usable Drawer Heights
2-1/4 in. (57 mm)
5-3/8 in. (137 mm)
6-1/4 in. (159 mm)
7 in. (178 mm)
333 lbs. (151 kg.) Shipping Weight

SEP1023AL
5 Drawers
92 Compartments
Usable Drawer Heights
2-1/4 in. (57 mm)
3 in. (76 mm)
3-7/8 in.(98 mm)
5-3/8 in. (137 mm)
8-1/2 in. (216 mm)
334 lbs. (152 kg.)
Shipping Weight

SCU1012AL
5 Drawers
92 Compartments
Usable Drawer Heights
3-7/8 in.(98 mm)
5-3/8 in. (137 mm)
6-1/4 in. (159 mm)
330 lbs. (150 kg.) Shipping Weight

SCU1023AL
5 Drawers
96 Compartments
Usable Drawer Heights
2-1/4 in. (57 mm)
3 in. (76 mm)
3-7/8 in.(98 mm)
5-3/8 in. (137 mm)
8-1/2 in. (216 mm)
330 lbs. (150 kg.) Shipping Weight

PRE-CONFIGURED CABINETS

BENCH & WORKSTATION HEIGHT

SCU1010AL
5 Drawers
100 Compartments
Usable Drawer Height
4-5/8 in (117 mm)
313 lbs. (142 kg.) Shipping Weight

SEP1031AL
4 Drawers
56 Compartments
Usable Drawer Heights
5-3/8 in. (137 mm)
6-1/4 in. (159 mm)
304 lbs. (138 kg.) Shipping Weight

SCU1043AL
3 Drawers
36 Compartments
Usable Drawer Heights
6-1/4 in. (159 mm)
8-1/2 in. (216 mm)
10-1/8 in. (257 mm)
267 lbs. (121 kg.) Shipping Weight

SCU1072AL
3 Drawers
40 Compartments
Usable Drawer Heights
2-1/4 in. (57 mm)
10-7/8 in. (276 mm)
11-3/4 in. (318 mm)
258 lbs. (117 kg.) Shipping Weight

SEP1045AL
2 Drawers
16 Compartments
Usable Drawer Heights
12-1/2 in. (318 mm)
13-1/4 in. (337 mm)
231 lbs. (105 kg.) Shipping Weight

SD175LH1
Left hinge
SD175RH1
Right hinge
2 Shelves
186 lbs. (84 kg.) Shipping Weight

SCU1904AL
8 Drawers
176 Compartments
Usable Drawer Heights
2-1/4 in. (57 mm)
3-7/8 in.(98 mm)
5-3/8 in. (137 mm)
440 lbs. (200 kg.) Shipping Weight

SCU1905AL
7 Drawers
144 Compartments
Usable Drawer Heights
2-1/4 in. (57 mm)
3-7/8 in.(98 mm)
5-3/8 in. (137 mm)
7 in. (178 mm)
387 lbs. (176 kg.) Shipping Weight

SEP1905AL
7 Drawers
140 Compartments
Usable Drawer Heights
2-1/4 in. (57 mm)
3-7/8 in.(98 mm)
5-3/8 in. (137 mm)
7 in. (178 mm)
387 lbs. (176 kg.) Shipping Weight

Stand-Up Height

Model 200
37 in. (940 mm) high
30 in. (762 mm) wide
27-3/4 in. (705 mm) deep



SCU1910AL
6 Drawers
144 Compartments
Usable Drawer Heights
3-7/8 in.(98 mm)
5-3/8 in. (137 mm)
379 lbs. (172 kg.) Shipping Weight

SCU1915AL
5 Drawers
80 Compartments
Usable Drawer Height
5-3/8 in. (137 mm)
339 lbs. (154 kg.) Shipping Weight

SCU1917AL
5 Drawers
84 Compartments
Usable Drawer Heights
2-1/4 in. (57 mm)
3-7/8 in.(98 mm)
5-3/8 in. (137 mm)
7 in. (178 mm)
8-1/2 in. (216 mm)
335 lbs. (152 kg.) Shipping Weight

SCU1918AL
5 Drawers
88 Compartments
Usable Drawer Heights
2-1/4 in. (57 mm)
3-7/8 in.(98 mm)
5-3/8 in. (137 mm)
11-3/4 in. (292 mm)
330 lbs. (150 kg.) Shipping Weight

SCU1920AL
4 Drawers
48 Compartments
Usable Drawer Height
7 in. (178 mm)
309 lbs. (140 kg.) Shipping Weight

SCU1927AL
2 Drawers
48 Compartments
Usable Drawer Heights
2-1/4 in. (57 mm)
3 in. (76 mm)
245 lbs. (111 kg.) Shipping Weight

PRE-CONFIGURED CABINETS

STAND-UP HEIGHT & DRAWER INTERIORS

Drawer Interiors for Pre-Configured Cabinets

Standard Loading Diagrams

These 28 proven drawer interiors are featured in the standard pre-configured cabinets shown on the previous pages. Factory installation of partitions and dividers is included for all loading diagrams shown in this catalog. If your application requires drawer arrangements other than these call 800-523-9462.

Keep Everything Organized and in Reach

The ability to see a drawer's entire contents in one glance, along with clear labeling and good organization, permits rapid inventory checks and eliminates the possibility of running out of stock without realizing it.

LD3232
1 Compartment
25-1/8 in. x 25-1/8 in.
(638 mm x 638 mm)

LD46
40 Compartments
2-5/8 in. x 4-5/8 in.
(67 mm x 117 mm)

LD510
18 Compartments
3-1/2 in. x 7-7/8 in.
(89 mm x 200 mm)

LD516
12 Compartments
3-1/2 in. x 12-1/2 in.
(89 mm x 318 mm)

LD48
32 Compartments
25/8 in. x 6-1/8 in.
(67 mm x 156 mm)

LD54
48 Compartments
3-1/2 in. x 2-7/8 in.
(89 mm x 73 mm)

LD56
30 Compartments
3-1/2 in. x 4-5/8 in.
(89 mm x 117 mm)

LD58
24 Compartments
3-1/2 in. x 6-1/8 in.
(89 mm x 156 mm)

LD65
30 Compartments
4-1/4 in. x 3-7/8 in.
(108 mm x 98 mm)

LD66
25 Compartments
4-1/4 in. x 4-5/8 in.
(108 mm x 117 mm)

LD68
20 Compartments
4-1/4 in. x 6-1/8 in.
(108 mm x 156 mm)

LD610
15 Compartments
4-1/4 in. x 7-7/8 in.
(108 mm x 200 mm)

BN-48
48 Bins
(32) 3 in. x 3 in.
(76 mm x 76 mm)
(16) 3 in. x 6-1/8 in.
(76 mm x 156 mm)

LD168
8 Compartments
12-1/4 in. x 6-1/8 in.
(311 mm x 156 mm)

LD86
20 Compartments
5-7/8 in. x 4-5/8 in.
(149 mm x 117 mm)

LD88
16 Compartments
5-7/8 in. x 6-1/8 in.
(149 mm x 156 mm)

LD810
12 Compartments
5-7/8 in. x 7-7/8 in.
(149 mm x 200 mm)

LD816
8 Compartments
5-7/8 in. x 12-1/2 in.
(149 mm x 318 mm)

LD84
32 Compartments
5-7/8 in. x 2-7/8 in.
(149 mm x 73 mm)

LD85
24 Compartments
5-7/8 in. x 3-7/8 in.
(149 mm x 98 mm)

LD1016
6 Compartments
7-1/2 in. x 12-1/2 in.
(191 mm x 318 mm)

LD1610
6 Compartments
12-1/4 in. x 7-7/8 in.
(311 mm x 200 mm)

BN-12 12 Bins:
(4) 6-1/8 in. x 12 in.
(156 mm x 305 mm)
(8) 6-1/8 in. x 6-1/8 in.
(156 mm x 156 mm)

BN-16 16 Bins:
(16) 6-1/8 in. x 6-1/8 in.
(156 mm x 156 mm)

LD108
12 Compartments
7-1/2 in. x 6-1/8 in.
(191 mm x 156 mm)

LD1010
9 Compartments
7-1/2 in. x 7-7/8 in.
(191 mm x 200 mm)

BN-24 24 Bins:
(8) 6-1/8 in. x 6-1/8 in.
(156 mm x 156 mm)
(16) 3 in. x 6-1/8 in.
(76 mm x 156 mm)

BN-32 32 Bins:
(32) 3 in. x 6-1/8 in.
(76 mm x 156 mm)

BN-64 64 Bins:
(64) 3 in. x 3 in.
(76 mm x 76 mm)

PS70
2 Hanging File Compartments
12-1/4 in. x 25-1/8 in.
(311 mm x 638 mm)

RP1144AL
33 in. (838 mm) High
7 Drawers
105 Compartments
Usable Drawer Height
3 in. (76 mm)
306 lbs. (139 kg.) Shipping Weight

RP1145AL
33 in. (838 mm) High
6 Drawers
90 Compartments
Usable Drawer Heights
2-1/4 in. (57 mm)
3 in. (76 mm)
3-7/8 in.(98 mm)
7 in. (178 mm)
290 lbs. (135 kg.) Shipping Weight

RP1138AL
33 in. (838 mm) High
5 Drawers
72 Compartments
Usable Drawer Heights
2-1/4 in. (57 mm)
3 in. (76 mm)
3-7/8 in.(98 mm)
5-3/8 in. (137 mm)
8-1/2 in. (216 mm)
266 lbs. (121 kg.) Shipping Weight

Shallow Depth

30 in. (762 mm) wide
21-3/8 in. (543 mm) deep
Available in all standard heights



RP1941AL
37 in. (940 mm) High
8 Drawers
132 Compartments
Usable Drawer Heights
2-1/4 in. (57 mm)
3-7/8 in.(98 mm)
5-3/8 in. (137 mm)
432 lbs. (196 kg.) Shipping Weight

RP1942AL
37 in. (940 mm) High
6 Drawers
87 Compartments
Usable Drawer Heights
2-1/4 in. (57 mm)
3-7/8 in.(98 mm)
5-3/8 in. (137 mm)
8-1/2 in. (216 mm)
377 lbs. (171 kg.) Shipping Weight

RP2144AL
44 in. (1118 mm) High
7 Drawers
89 Compartments
Usable Drawer Heights
2-1/4 in. (57 mm)
3 in. (76 mm)
3-7/8 in.(98 mm)
5-3/8 in. (137 mm)
7 in. (178 mm)
334 lbs. (152 kg.) Shipping Weight

RP2145AL
44 in. (1118 mm) High
6 Drawers
72 Compartments
Usable Drawer Heights
3-7/8 in. (98 mm)
4-5/8 in. (117 mm)
5-3/8 in. (137 mm)
7 in. (178 mm)
320 lbs. (145 kg.) Shipping Weight



RP3504AL
59 in. (1499 mm) High
9 Drawers
117 Compartments
Usable Drawer Heights
3-7/8 in. (98 mm)
5-3/8 in. (137 mm)
8-1/2 in. (216 mm)
440 lbs. (200 kg.) Shipping Weight

RP3503AL
59 in. (1499 mm) High
5 Drawers
42 Compartments
Usable Drawer Heights
7 in. (178 mm)
8-1/2 in. (216 mm)
10-1/8 in. (257 mm)
13-1/4 in. (337 mm)
323 lbs. (147 kg.) Shipping Weight

Drawer Interiors for Pre-Configured Shallow Depth Cabinets

Shallow Depth Loading Diagrams

An "L" suffix added to the end of a loading diagram model number indicates that the partitions run left to right.





LDLW46
32 Compartments
2-5/8 in. x 4-1/2 in.
(67 mm x 114 mm)

LDLW56
24 Compartments
3-1/2 in. x 4-1/2 in.
(89 mm x 114 mm)

LDLW58
18 Compartments
3-1/2 in. x 6-1/8 in.
(89 mm x 156 mm)

LDLW512
12 Compartments
3-1/2 in. x 9-1/4 in.
(89 mm x 235 mm)

LDLW64
30 Compartments
4-1/2 in. x 2-7/8 in.
(114 mm x 73 mm)



LDLW66
20 Compartments
4-1/4 in. x 4-1/2 in.
(108 mm x 114 mm)

LDLW68
15 Compartments
4-1/4 in. x 6-1/8 in.
(108 mm x 156 mm)

LDLW612
10 Compartments
4-1/4 in. x 9-1/4 in.
(108 mm x 235 mm)



LDLW84
24 Compartments
5-7/8 in. x 2-7/8 in.
(149 mm x 73 mm)

LDLW86
16 Compartments
5-7/8 in. x 4-1/2 in.
(149 mm x 114 mm)

LDLW88
12 Compartments
5-7/8 in. x 6-1/8 in.
(149 mm x 156 mm)

LDLW812
8 Compartments
5-7/8 in. x 9-1/4 in.
(149 mm x 235 mm)

LDLW106
12 Compartments
7-1/2 in. x 4-1/2 in.
(191 mm x 114 mm)

LDLW108
9 Compartments
7-1/2 in. x 6-1/8 in.
(191 mm x 156 mm)

LDLW1012
6 Compartments
7-1/2 in. x 9-1/4 in.
(191 mm x 235 mm)

LDLW166
8 Compartments
12-1/2 in. x 4-1/2 in.
(318 mm x 114 mm)

LDLW168
6 Compartments
12-1/2 in. x 6-1/8 in.
(318 mm x 156 mm)

LDLW1612
4 Compartments
12-1/2 in. x 9-1/4 in.
(318 mm x 235 mm)

LDLW68L
16 Compartments
4-1/4 in. x 6-1/8 in.
(108 mm x 156 mm)

LDLW84L
24 Compartments
5-7/8 in. x 2-7/8 in.
(149 mm x 73 mm)

LDLW88L
12 Compartments
5-7/8 in. x 6-1/8 in.
(149 mm x 156 mm)

25
25
25
25
25
25
25
58
58
58
58
58
58
58

RP1135AL
33 in. (838 mm) High
Usable Drawer Height
3 in. (76 mm)
322 lbs. (146 kg.) Shipping Weight

20
20
25
30
30
50
58
58
58
58
58
118

RP1134AL
33 in. (838 mm) High
6 Drawers
88 Compartments
Usable Drawer Heights
2-1/4 in. (57 mm)
3 in. (76 mm)
3-7/8 in. (98 mm)
7 in. (178 mm)
304 lbs. (138 kg.) Shipping Weight

20
25
30
40
60
58
58
58
78
118

RP1136AL
33 in. (838 mm) High
5 Drawers
68 Compartments
Usable Drawer Heights
2-1/4 in. (57 mm)
3 in. (76 mm)
3-7/8 in. (98 mm)
5-3/8 in. (137 mm)
8-1/2 in. (216 mm)
279 lbs. (127 kg.) Shipping Weight

Small Version

22-1/2 in. (572 mm) wide
27-3/4 in. (705 mm) deep
Available in all standard heights.



20
20
20
20
30
40
50
58
58
58
58
58
78
118

RP1940AL
37 in. (940 mm) High
7 Drawers
100 Compartments
Usable Drawer Heights
2-1/4 in. (57 mm)
3-7/8 in. (98 mm)
5-3/8 in. (137 mm)
7 in. (178 mm)
343 lbs. (156 kg.) Shipping Weight

30
30
30
30
40
40
58
58
58
58
58
58

RP1939AL
37 in. (940 mm) High
6 Drawers
96 Compartments
Usable Drawer Heights
3-7/8 in. (98 mm)
5-3/8 in. (137 mm)
323 lbs. (147 kg.) Shipping Weight

30
35
40
40
50
50
58
58
78
78
118
118

RP2143AL
44 in. (1118 mm) High
6 Drawers
72 Compartments
Usable Drawer Heights
3-7/8 in. (98 mm)
4-5/8 in. (117 mm)
5-3/8 in. (137 mm)
7 in. (178 mm)
339 lbs. (154 kg.) Shipping Weight

30
30
30
30
40
40
40
60
58
58
58
58
78
78
78
118

RP3501AL
59 in. (1499 mm) High
9 Drawers
120 Compartments
Usable Drawer Heights
3-7/8 in. (98 mm
5-3/8 in. (137 mm)
8-1/2 in. (216 mm)
461 lbs. (209 kg.) Shipping Weight

40
40
40
40
40
40
50
50
78
78
78
78
78
78
118
118

RP3500AL
59 in. (1499 mm) High
8 Drawers
88 Compartments
Usable Drawer Heights
5-3/8 in. (137 mm)
7 in. (178 mm)
432 lbs. (196 kg.) Shipping Weight

40
50
50
50
50
50
50
78
118
118
118
118
118
118

RP3502AL
59 in. (1499 mm) High
7 Drawers
60 Compartments
Usable Drawer Heights
5-3/8 in. (137 mm)
7 in. (178 mm)
400 lbs. (181 kg.) Shipping Weight

Drawer Interiors for Pre-Configured Small Version Cabinets

Small Version Loading Diagrams



LDSV54
32 Compartments
3-1/2 in. x 2-7/8 in.
(89 mm x 73 mm)

LDSV56
20 Compartments
3-1/2 in. x 4-5/8 in.
(89 mm x 117 mm)

LDSV58
16 Compartments
3-1/2 in. x 6-1/8 in.
(89 mm x 156 mm)

LDSV510
12 Compartments
3-1/2 in. x 7-7/8 in.
(89 mm x 200 mm)

LDSV532
4 Compartments
31/2 in. x 251/8 in.
(89 mm x 638 mm)

LDSV74
24 Compartments
5-1/8 in. x 2-7/8 in.
(130 mm x 73 mm)

LDSV76
15 Compartments
5-1/8 in. x 4-5/8 in.
(130 mm x 117 mm)

LDSV78
12 Compartments
5-1/8 in. x 6-1/8 in.
(130 mm x 156 mm)

LDSV710
9 Compartments
5-1/8 in. x 7-7/8 in.
(130 mm x 200 mm)



LDSV732
3 Compartments
5-1/8 in. x 25-1/8 in.
(130 mm x 638 mm)

LDSV114
16 Compartments
8-1/4 in. x 2-7/8 in.
(210 mm x 73 mm)

LDSV116
10 Compartments
8-1/4 in. x 4-5/8 in.
(210 mm x 117 mm)

LDSV118
8 Compartments
8-1/4 in. x 6-1/8 in.
(210 mm x 156 mm)

LDSV1116
4 Compartments
8-1/4 in. x 12-1/2 in.
(210 mm x 318 mm)

LDSV1132
2 Compartments
8-1/4 in. x 25-1/8 in.
(210 mm x 638 mm)

RP1147AL
33 in. (838 mm) High
6 Drawers
204 Compartments
Usable Drawer Heights
2-1/4 in. (57 mm)
3 in. (76 mm)
3-7/8 in. (98 mm)
7 in. (178 mm)
527 lbs. (239 kg.) Shipping Weight

RP1146AL
33 in. (838 mm) High
5 Drawers
156 Compartments
Usable Drawer Heights
2-1/4 in. (57 mm)
3 in. (76 mm)
3-7/8 in. (98 mm)
5-3/8 in. (137 mm)
8-1/2 in. (216 mm)
483 lbs. (219 kg.) Shipping Weight

RP1943AL
37 in. (940 mm) High
2 Drawers
1 Bottom Pan
64 Compartments
Usable Drawer Heights
3-7/8 in. (98 mm)
4-5/8 in. (117 mm)
366 lbs. (166 kg.) Shipping Weight

Extra wide

45 in. (1143 mm) wide
27-3/4 in. (705 mm) deep
Available in all standard heights.



RP2147AL
44 in. (1118 mm) High
6 Drawers
152 Compartments
Usable Drawer Heights
3-7/8 in. (98 mm)
4-5/8 in. (117 mm)
5-3/8 in. (137 mm)
7 in. (178 mm)
579 lbs. (263 kg.) Shipping Weight

RP2146AL
44 in. (1118 mm) High
5 Drawers
140 Compartments
Usable Drawer Heights
3 in. (76 mm)
5-3/8 in. (137 mm)
7 in. (178 mm)
11-3/4 in. (292 mm)
531 lbs. (241 kg.) Shipping Weight



RP3505AL
59 in. (1499 mm) High
11 Drawers
371 Compartments
Usable Drawer Heights
2-1/4 in. (57 mm)
3-7/8 in. (98 mm)
5-3/8 in. (137 mm)
7 in. (178 mm)
866 lbs. (393 kg.) Shipping Weight

RP3506AL
59 in. (1499 mm) High
9 Drawers
244 Compartments
Usable Drawer Heights
3-7/8 in. (98 mm)
5-3/8 in. (137 mm)
8-1/2 in. (216 mm)
797 lbs. (362 kg.) Shipping Weight

RP3507AL
59 in. (1499 mm) High
4 Drawers
1 Roll out XWRS20
8 Compartments
Usable Drawer Heights
2-1/4 in. (57 mm)
11-3/4 in. (292 mm)
492 lbs. (223 kg.) Shipping Weight

RP3508AL
59 in. (1499 mm) High
5 Drawers
88 Compartments
Usable Drawer Heights
7 in. (178 mm)
8-1/2 in. (216 mm)
10-1/8 in. (257 mm)
13-1/4 in. (337 mm)
578 lbs. (262 kg.) Shipping Weight

Drawer Interiors for Pre-Configured Extra Wide Cabinets

Extra Wide Loading Diagrams

An "L" suffix added to the end of a loading diagram model number indicates that the partitions run left to right.

LDXW46
60 Compartments
2-5/8 in. x 4-5/8 in.
(67 mm x 117 mm)

LDXW48
48 Compartments
2-5/8 in. x 6-1/8 in.
(67 mm x 156 mm)

LDXWPS70
3 Hanging File Compartments
12-1/4 in. 18-3/4 in.
(311 mm x 476 mm)

LDXW58
40 Compartments
3-1/2 in. x 6-1/8 in.
(89 mm x 156 mm)

LDXW68
32 Compartments
4-1/4 in. x 6-1/8 in.
(108 mm x 156 mm)

LDXW128
16 Compartments
9 in. x 6-1/8 in.
(228 mm x 156 mm)

LDXW84
48 Compartments
5-7/8 in. x 2-7/8 in.
(149 mm x 73 mm)

LDXW88
24 Compartments
5-7/8 in. x 6-1/8 in.
(149 mm x 156 mm)

LDXW816
12 Compartments
5-7/8 in. x 12-1/2 in.
(149 mm x 318 mm)

LDXW108
20 Compartments
7-1/2 in. x 6-1/8 in.
(191 mm x 156 mm)

LDXW1010
15 Compartments
7-1/2 in. x 7-7/8 in.
(191 mm x 200 mm)

LDXW1016
10 Compartments
7-1/2 in. x 12-1/2 in.
(191 mm x 318 mm)



LDXW46L
64 Compartments
2-5/8 in. x 4-5/8 in.
(67 mm x 117 mm)

LDXW451L
8 Compartments
2-5/8 in. x 40-1/4 in.
(67 mm x 1022 mm)



LDXW48L
48 Compartments
2-5/8 in. x 6-1/4 in.
(67 mm x 159 mm)

LDXW551L
6 Compartments
3-1/2 in. x 40-1/4 in.
(89 mm x 1022 mm)

LDXW58L
36 Compartments
3-1/2 in. x 6-1/4 in.
(89 mm x 159 mm)

LDXW651L
5 Compartments
4-1/4 in. x 40-1/4 in.
(108 mm x 1022 mm)



LDXW68L
30 Compartments
4-1/4 in. x 6-1/4 in.
(108 mm x 159 mm)

LDXW84L
48 Compartments
5-7/8 in. x 3 in.
(149 mm x 76 mm)

LDXW851L
4 Compartments
5-7/8 in. x 40-1/4 in.
(149 mm x 1022 mm)

LDXW88L
24 Compartments
5-7/8 in. x 6-1/4 in.
(149 mm x 159 mm)

LDXW1010L
15 Compartments
7-1/2 in. x 7-5/8 in.
(191 mm x 194 mm)

LDXW1051L
3 Compartments
7-1/2 in. x 40-1/4 in.
(191 mm x 1022 mm)

LDXW108L
18 Compartments
7-1/2 in. x 6-1/4 in.
(191 mm x 159 mm)



LDXW1651L
2 Compartments
12-1/2 in. x 40-1/4 in.
(318 mm x 1022 mm)



RP1148AL
33 in. (838 mm) High
6 Drawers
284 Compartments
Usable Drawer Heights
2-1/4 in. (57 mm)
3 in. (76 mm)
3-7/8 in. (98 mm)
7 in. (178 mm)
666 lbs. (302 kg.) Shipping Weight

RP1149AL
33 in. (838 mm) High
5 Drawers
224 Compartments
Usable Drawer Heights
2-1/4 in. (57 mm)
3 in. (76 mm)
3-7/8 in. (98 mm)
5-3/8 in. (137 mm)
8-1/2 in. (216 mm)
621 lbs. (282 kg.) Shipping Weight

RP1944AL
37 in. (940 mm) High
6 Drawers
268 Compartments
Usable Drawer Heights
2-1/4 in. (57 mm)
3-7/8 in. (98 mm)
5-3/8 in. (137 mm)
8-1/2 in. (216 mm)
694 lbs. (315 kg.) Shipping Weight

Double Wide

60 in. (1524 mm) wide
27-3/4 in.(705 mm) deep
Available in all standard heights.

RP2148AL
44 in. (1118 mm) High
6 Drawers
224 Compartments
Usable Drawer Heights
3-7/8 in. (98 mm)
4-5/8 in. (117 mm)
5-3/8 in. (137 mm)
7 in. (178 mm)
747 lbs. (339 kg.) Shipping Weight

RP2149AL
44 in. (1118 mm) High
12 Drawers
24 Compartments
Usable Drawer Heights
2-1/4 in. (57 mm)
3 in. (76 mm)
905 lbs. (411 kg.) Shipping Weight

RP3511AL
59 in. (1499 mm) High
9 Drawers
364 Compartments
Usable Drawer Heights
3-7/8 in. (98 mm)
5-3/8 in. (137 mm)
8-1/2 in. (216 mm)
989 lbs. (449 kg.) Shipping Weight

RP3510AL
59 in. (1499 mm) High
5 Drawers
86 Compartments
Usable Drawer Heights
7 in. (178 mm)
8-1/2 in. (216 mm)
10-1/8 in. (257 mm)
13-1/4 in. (337 mm)
725 lbs. (329 kg.) Shipping Weight

RP3512AL
59 in. (1499 mm) High
7 Drawers
208 Compartments
Usable Drawer Heights
5-3/8 in. (137 mm)
7 in. (178 mm)
893 lbs. (405 kg.) Shipping Weight

RP3509AL
59 in. (1499 mm) High
6 Drawers
144 Compartments
Usable Drawer Heights
6-1/4 in. (159 mm)
7 in. (178 mm)
8-1/2 in. (216 mm)
11-3/4 in. (292 mm)
797 lbs. (362 kg.) Shipping Weight

Drawer Interiors for Pre-Configured Double Wide Cabinets

Double Wide Loading Diagrams

An "L" suffix added to the end of a loading diagram model number indicates that the partitions run left to right.

LDDW58
56 Compartments
3-1/2 in. x 6-1/8 in.
(89 mm x 156 mm)



LDDW68
44 Compartments
4-1/4 in. x 6-1/8 in.
(108 mm x 156 mm)



LDDW78
40 Compartments
5-1/8 in. x 6-1/8 in.
(130 mm x 156 mm)

LDDW108
28 Compartments
7-1/2 in. x 6-1/8 in.
(191 mm x 156 mm)

LDDW470L
8 Compartments
2-5/8 in. x 55-3/8 in.
(67 mm x 1407 mm)

LDDW570L
6 Compartments
3-1/2 in. x 55-3/8 in.
(89 mm x 1047 mm)

LDDW670L
5 Compartments
4-1/4 in. x 55-3/8 in.
(108 mm x 1047 mm)



LDDW870L
4 Compartments
5-7/8 in. x 55-3/8 in.
(149 mm x 1047 mm)

LDDW1070L
3 Compartments
7-1/2 in. x 55-3/8 in.
(191 mm x 1047 mm)

LDDW1670L
2 Compartments
12-1/4 in. x 55-3/8 in.
(311 mm x 1047 mm)

Extra Wide Shallow Depth

45 in. (1143 mm) wide
21-3/8 in. (543 mm) deep



RP3520AL
59 in. (1499 mm) High
9 Drawers
183 Compartments
Usable Drawer Heights
3-7/8 in. (98 mm)
5-3/8 in. (137 mm)
8-1/2 in. (216 mm)
637 lbs. (289 kg.) Shipping Weight

RP3521AL
59 in. (1499 mm) High
5 Drawers
66 Compartments
Usable Drawer Heights
7 in. (178 mm)
8-1/2 in. (216 mm)
10-1/8 in. (257 mm)
13-1/4 in. (337 mm)
428 lbs. (194 kg.) Shipping Weight

RP2151AL
44 in. (1118 mm) High
6 Drawers
114 Compartments
Usable Drawer Heights
3-7/8 in. (98 mm)
4-5/8 in. (117 mm)
5-3/8 in. (137 mm)
7 in. (178 mm)
430 lbs. (195 kg.) Shipping Weight

RP1171AL
33 in. (838 mm) High
6 Drawers
153 Compartments
Usable Drawer Heights
2-1/4 in. (57 mm)
3 in. (76 mm)
3-7/8 in. (98 mm)
7 in. (178 mm)
377 lbs. (171 kg.) Shipping Weight

Drawer Interiors for Pre-Configured Extra Wide Shallow Depth Cabinets

Extra Wide Shallow Depth Loading Diagrams

LDXL58
30 Compartments
(27) 3-1/2 in. x 6-1/8 in.
(89 mm x 156 mm)
(3) 4-1/4 in. x 6-1/8 in.
(108 mm x 156 mm)

LDXL68
24 Compartments
4-1/4 in. x 6-1/8 in.
(108 mm x 156 mm)

LDXL88
18 Compartments
5-7/8 in. x 6-1/8 in.
(149 mm x 156 mm)

LDXL108
15 Compartments
7-1/2 in. x 6-1/8 in.
(191 mm x 156 mm)

LDXL128
12 Compartments
9 in. x 4-5/8 in.
(229 mm x 118 mm)

PRE-CONFIGURED CABINETS

EXTRA WIDE SHALLOW DEPTH & TOOL STORAGE

Pre-Configured Cabinets For Tool Storage

The ideal pre-configured tool and die package for a tool room, issue counter, or checking area.

- Can be easily expanded or relocated as tool storage needs grow.
- Drawer interiors can be rearranged.
- Entire drawers can be interchanged within housing.
- Unassigned drawers are provided for customer-identified purposes such as fast-issue or specialty items.
- Standard Footprint
  44 in. (1118 mm) high
  30 in. (726 mm) wide
  27-3/4 in. (705 mm) deep

Drills
RP2104
12 Drawers
396 Compartments
631 lbs. (286 kg.) Shipping Weight

Taps & Cutters
RP2105
11 Drawers
458 Compartments
587 lbs. (266 kg.) Shipping Weight

Gauges and Misc. Tools
RP2106
9 Drawers
222 Compartments
477 lbs. (216 kg.) Shipping Weight



Fasteners & Abrasives
RP2107
9 Drawers
231 Compartments
488 lbs. (221 kg.) Shipping Weight

MODEL #	DRAWER HEIGHT	USABLE DRAWER HEIGHT	DRAWER MODEL #	LOADING DIAGRAM
RP2104	Jobbers Drills 1-80 and A-Z	2-1/4 in. (57 mm)	20	GT28
	Spec. Drills 1-80 and A-Z	2-1/4 in. (57 mm)	20	GT28
	Jobbers Drills to 1/2 in. (13 mm)	2-1/4 in. (57 mm)	20	X2
	Spec. Drills to 1/2 in. (13 mm)	2-1/4 in. (57 mm)	20	X2
	Misc. Special Drills	2-1/4 in. (57 mm)	20	VP10
	Drills—1/2 to 53/64 in. (13 to 21 mm)	2-1/4 in. (57 mm)	20	X3
	Drills—27/32 to 1-5/64 in. (21 to 27 mm)	2-1/4 in. (57 mm)	20	X4
	Drills—13/32 to 1-1/4 in. (28 to 32 mm)	2-1/4 in. (57 mm)	20	X5
	Drills—1-17/64 to 1-27/64 in. (32 to 36 mm)	2-1/4 in. (57 mm)	20	X6
	Drills—1-7/16 to 1-35/64 in. (37 to 39 mm)	2-1/4 in. (57 mm)	20	X7
	Drills—1-9/16 to 1-45/64 in. (40 to 43 mm)	2-1/4 in. (57 mm)	20	X8
	Drills—1-23/32 to 2 in. (44 to 51 mm)	3 in. (76 mm)	25	X8
RP2105	Carbide Inserts	3 in. (76 mm)	25	LD63
	Carbide Inserts	3 in. (76 mm)	25	LD63
	Tool Holders	3 in. (76 mm)	25	LD56
	Sm. Reamers, Taps, Mills	2-1/4 in. (57 mm)	20	GT28
	N.C. and N.F. Taps	2-1/4 in. (57 mm)	20	LDX16R
	End Mills	2-1/4 in. (57 mm)	20	LD55
	End Mills	2-1/4 in. (57 mm)	20	LD55
	Reamers/Spec. Tools	2-1/4 in. (57 mm)	20	LD416R
	C'Sink, C'Bore Tools	2-1/4 in. (57 mm)	20	LD46
	Slitting Saws	2-1/4 in. (57 mm)	20	X47
	User Assigned	3-7/8 in. (98 mm)	30	LD56

MODEL #	DRAWER HEIGHT	USABLE DRAWER HEIGHT	DRAWER MODEL #	LOADING DIAGRAM
RP2106	Plug Gauges	2-1/4 in. (57 mm)	20	GT58
	Plug Gauges	2-1/4 in. (57 mm)	20	GT58
	Micrometers	2-1/4 in. (57 mm)	20	LD1616
	User Assigned	2-1/4 in. (57 mm)	20	LD56
	Files, Knives, Blades	3 in. (76 mm)	25	LD56
	Hand Tools	3-7/8 in. (98 mm)	30	LD56
	Hand Tools	3-7/8 in. (98 mm)	30	LD56
	Small Power Tools	5-3/8 in. (137 mm)	40	LD1010
	Small Power Tools	5-3/8 in. (137 mm)	40	LD1010
RP2107	Fasteners	2-1/4 in. (57 mm)	20	BN48
	Fasteners	2-1/4 in. (57 mm)	20	BN32
	Fasteners	2-1/4 in. (57 mm)	20	BN16
	Fasteners	2-1/4 in. (57 mm)	20	LD55
	Fasteners	3-7/8 in. (98 mm)	30	LD66
	User Assigned	3-7/8 in. (98 mm)	30	LD66
	Mtd. Points and Wheels	2-1/4 in. (57 mm)	20	LD55
	7 in. (178 mm) Grinding Wheels	4-5/8 in. (117 mm)	35	LD1010

STANLEY
Vidmar

Custom Cabinets

Custom designed based on your specific needs. The custom cabinet section lists the various components that can be used to custom build a cabinet using one of eight cabinet housings. The following information will walk you through how to build a custom cabinet. Custom cabinets are built to order. You choose what you want, from the housing height to the drawers, roll-out or stationary shelves, and shelf cabinet doors. You decide what best fits your needs and in what combination. Contact your Stanley® Vidmar® Customer Service Representative with any additional questions you may have concerning Stanley® Vidmar® Custom Cabinets at 800-523-9462.

1. Housing

Each custom cabinet starts with one of eight cabinet housing footprints. The height for each of the above custom cabinet housings listed in the catalog ranges from 27-59 in. Each height receives a model number:

27 in. high - Model 135 (Desk)
30 in. high - Model 155 (Table)
33 in. high - Model 175 (Bench)
37 in. high - Model 200 (Stand-Up Work)
44 in. high - Model 245 (Counter)
59 in. high - Model 340 (Eye Level)

So if you need a Standard cabinet that is 59 in. high, the model number for the cabinet would be Standard cabinet Model 340.

Cabinets are available in ten standard colors.

- Off White S22570
- Beige S20100
- Vidmar Green S20606
- Hunter Green S50091
- Light Blue S22577
- Bright Blue S22447
- Dark Blue S22578
- Red S50054
- Vidmar Gray S23321
- Black S20106

1.

Standard
30 in. W x 27-3/4 in. D
(762 mm W x 705 mm D)

Shallow Depth
30 in. W x 21-3/8 in. D
(762 mm W x 543 mm D)

Small Version
22-1/2 in. W x 27-3/4 in. D
(572 mm W x 705 mm D)

Small Version Shallow Depth
22-1/2 in. W x 21-3/8 in. D
(572 mm W x 543 mm D)

Extra Wide
45 in. W x 27-3/4 in. D
(1143 mm W x 705 mm D)

Extra Wide Shallow Depth
45 in. W x 21-3/8 in. D
(1143 mm W x 543 mm D)



Double Wide
60 in. W x 27-3/4 in. D
(1524 mm W x 705 mm D)



Double Wide Shallow Depth
60 in. W x 21-3/8 in. D
(1524 mm W x 543 mm D)

HOW TO BUILD A CUSTOM CABINET

2. Drawers

Now you're ready to add drawers to your cabinet. Like the model number given to each of the above housing heights, the drawers also have model numbers ranging from Model 20 to Model 90. Each drawer model number represents a different drawer height. For additional drawer heights contact your Stanley® Vidmar® Customer Service Representative at 800-523-9462.

When trying to determine how many drawers will fit in your housing, add up all the drawer model numbers you have chosen for your cabinet. The drawer model numbers are shown on the left side of each cabinet in red. The sum total of all the drawer model numbers must equal the cabinet height model number.
Thus, if you have a Standard Version cabinet Model 340 (59 in. high) with the below seven drawer model numbers, the sum total of those drawer model numbers should equal the 340 Model number used for the height of the cabinet. If the total sum of the drawer model numbers do not equal the cabinet height model numbers, then the drawers will not fit in the cabinet housing. Drawers and roll-out shelves can be used in combination when building a cabinet.

Drawer Model Numbers	Useable Height
40	(5-3/8 in.)
50	(7 in.)
50	(7 in.)
50	(7 in.)
50	(7 in.)
50	(7 in.)
+50	(7 in.)
Standard cabinet Model 340	

3. Partitions and Dividers

The partition and divider setup used to build compartments in each drawer is referred to as a "Loading Diagram". Each Loading Diagram has its own model number. Some of the most popular Loading Diagrams for each of the housings listed above are shown on pages 11, 17 and 19. You can choose among these Loading Diagrams to specify how many partitions and dividers you need per drawer in order to create the storage compartments you require. Additional Loading Diagrams are available by contacting your Stanley® Vidmar® Customer Service Representative at 800-523-9462.

2.

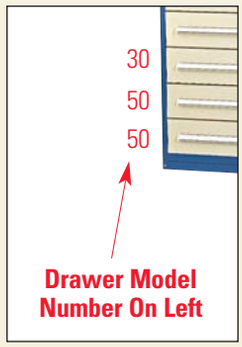

3.

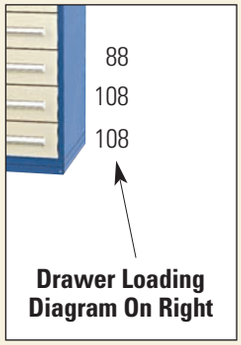

LD88
16 Compartments
5-7/8 in. x 6-1/8 in.
(149 mm x 156 mm)

LD1610
6 Compartments
12-1/4 in. x 7-7/8 in.
(311 mm x 200 mm)

LD85
24 Compartments
5-7/8 in. x 3-7/8 in.
(149 mm x 98 mm)

LD108
12 Compartments
7-1/2 in. x 6-1/8 in.
(191 mm x 156 mm)

4. Roll-Out Shelves
A roll-out shelf is traditionally used to store large items both high and/or wide. When pulled out of the cabinet you have a drawer front attached to a flat surface on which the item sits. Roll-out shelves do not have sidewalls like drawers. Roll-out shelves use the same model numbers as cabinet drawers, which range from Model 20 to Model 90. Like the drawers, each model number represents a different usable height. Roll-out shelves can be used alone or in combination with drawers.

5. Shelf Cabinet Doors
Shelf cabinet doors come in six different heights ranging from 23-1/2" – 55-1/2" in. high, and are a single or double door configuration depending on the width of the housing.

27 in. high - Model 135
30 in. high - Model 155
33 in. high - Model 175
37 in. high - Model 200
44 in. high - Model 245
59 in. high - Model 340

Shelf cabinet doors can not be used over roll-out shelves or drawers pictured in section 4. (Special recessed roll-out shelves must be ordered.)

Like the model numbers used for the cabinet drawers and roll-out shelves, the cabinet door model number, if used alone, must equal the cabinet height model number. Thus a cabinet height of 59 in. (Model 340) would use a cabinet door that incorporates 340 (59 in. size) into its part number. When the cabinet door matches the size of the cabinet height, only cabinet shelves can be used internally. You can combine cabinet doors that are smaller in height than the cabinet housing with drawers and roll-out shelves, but the sum total of the model numbers for all must equal the cabinet height model number.

4.

5.

HOW TO BUILD A CUSTOM CABINET

CABINET SHELVES & LOCKS

6. Stationary Cabinet Shelves
Cabinet shelves can be used in a cabinet that's fitted with a cabinet door, with the housing alone, or in any combination that includes a door (inside the section of housing that incorporates a door), drawers and roll-out shelves. The number of shelves that will fit in a specific housing depends on the size of the material to be stored. Cabinet shelves can be placed every 3/4 in. inside a housing. (No tools required for movement of shelves.)

7. Bottom Pan
Bottom pans are included when ordering a shelf cabinet or a shelf door cabinet. Their function is to provide a flat surface that is level with the base of the cabinet so that items stored in its bottom can be easily retrieved.

8. Locks
Stanley Vidmar offers a wide selection of locking systems to meet security and access needs.
(Padlocks not included)

6.

Standard

Shallow Depth

Small Version

Extra Wide Shallow Depth

Extra Wide

Double Wide Shallow Depth

7.

Standard

Shallow Depth

Small Version

Extra Wide

Extra Wide
Shallow Depth

Double Wide
Shallow Depth

8. Security Drawer Locks

Individual Drawer Padlock

Lock In/Lock Out Latch

Standard Housing Lock

Hinge Lock Bar



To protect inventory, the Stanley® Vidmar® keying system is virtually impossible to duplicate.

STANLEY

Vidmar

Standard Cabinets

Standard Housings (A)

Standard housings are 30 in. (762 mm) wide and 27-3/4 in. (705 mm) deep.

Note: *Dimensions do not include 1-1/4 in. (32 mm) drawer pulls. Housings will accept drawers, roll-out shelves, and stationary shelves in any combination*

Standard Steel Drawers (B)

Standard drawer interiors are 25-1/8 in. (638 mm) wide and 25-1/8 in. (638 mm) deep. Available in 15 heights. Larger sizes available on request. Slots approximately 3/4 in. (19 mm) apart allow standard drawers to be divided into 32 equal spaces left to right and front to back. If ordered separately, suspension system is included with each drawer. Usable height is measured from inside bottom of drawer to top of drawer front. Operating capacity is 400 lbs (181 kg).

Light weight aluminum drawers, partitions and dividers are available.

Standard Roll-Out Shelves (C)

Standard roll-out shelves are 26-1/8 in. (664 mm) wide and 26 in. (660 mm) deep (usable area). Available in 15 heights. Larger sizes available on request. Reinforced roll-out shelves are adjustable within a cabinet housing. When ordered separately, all roll-out shelves include suspension system. Operating capacity is 400 lbs (181 kg).

Standard Shelves (D)

Shelves for cabinets should be ordered separately. Adjustable in increments of approximately 3/4 in. (19 mm). Shelves are 27-1/2 in. W (698 mm) by 24-3/4 in. D (629 mm).

Standard Bottom Pans (E)

Bottom pans are included when ordering shelf cabinets or shelf door cabinets. For all other cabinets bottom pans must be ordered separately.

Standard Shelf Cabinet Doors (F)

Doors for standard shelf cabinets are available with a piano-style hinge, two-point engagement, and magnetic catch. To order a cabinet with a door, use the prefix "SD". Indicate RH or LH for right-hand or left-hand opening.

A

B

C

D

E

F

Standard Housings (A)

MODEL#	FOR USE AS	OVERALL HEIGHT IN.	(MM)
0135	Desk	27 in.	(686 mm)
0155	Table	30 in.	(762 mm)
0175	Bench	33 in.	(838 mm)
0200	Stool	37 in.	(940 mm)
0245	Counter	44 in.	(1118 mm)
0340	Eye level	59 in.	(1499 mm)

Standard Steel Drawers (B)

MODEL#	USABLE HEIGHT IN.	(MM)	MODEL#	USABLE HEIGHT IN.	(MM)
20	2-1/4 in.	(57 mm)	**60**	8-1/2 in.	(216 mm)
25	3 in.	(76 mm)	**65**	9-3/8 in.	(238 mm)
30	3-7/8 in.	(98 mm)	**70**	10-1/8 in.	(257 mm)
35	4-5/8 in.	(117 mm)	**75**	10-7/8 in.	(276 mm)
40	5-3/8 in.	(137 mm)	**80**	11-3/4 in.	(298 mm)
45	6-1/4 in.	(159 mm)	**85**	12-1/2 in.	(318 mm)
50	7 in.	(178 mm)	**90**	13-1/4 in.	(337 mm)
55	7-3/4 in.	(197 mm)			

Standard Roll-Out Shelves (C)

MODEL#	USABLE HEIGHT IN.	(MM)	MODEL#	USABLE HEIGHT IN.	(MM)
RS20	1/4 in.	(6 mm)	**RS60**	6-1/2 in.	(165 mm)
RS25	1 in.	(25 mm)	**RS65**	7-1/4 in.	(184 mm)
RS30	1-3/4 in.	(44 mm)	**RS70**	8-1/8 in.	(206 mm)
RS35	2-5/8 in.	(67 mm)	**RS75**	8-7/8 in.	(225 mm)
RS40	3-3/8 in.	(86 mm)	**RS80**	9-5/8 in.	(244 mm)
RS45	4-1/8 in.	(105 mm)	**RS85**	10-1/2 in.	(267 mm)
RS50	4-7/8 in.	(124 mm)	**RS90**	11-1/4 in.	(286 mm)
RS55	5-3/4 in.	(146 mm)			

Standard Shelves* (D)

MODEL#	WEIGHT CAPACITY
CS40	400 lbs. (181 kg)
CS80	800 lbs. (363 kg)

**For lip feature, add suffix "L" to Model#*

Standard Bottom Pans* (E)

MODEL#
BP80

Standard Shelf Cabinet Doors (F)

**For lip feature, add suffix "L" to Model#*

MODEL#	FOR CABINET USE	OVERALL CABINET HEIGHT IN.	(MM)
SDD135 RH or LH Door only	Desk	27 in.	(686 mm)
SDD155 RH or LH Door only	Table	30 in.	(762 mm)
SDD175 RH or LH Door only	Bench	33 in.	(838 mm)
SDD200 RH or LH Door only	Stand-up	37 in.	(940 mm)
SDD245 RH or LH Door only	Counter	44 in.	(1118 mm)
SDD340 RH or LH Door only	Eye level	59 in.	(1499 mm)

Shallow Depth Cabinets

Shallow Depth Housings (A)
Shallow depth housings are 30 in. (762 mm) wide and 21-3/8 in. (543 mm) deep.

Note: *Dimensions do not include 1-1/4 in. (32 mm) drawer pulls. Housings will accept drawers, roll-out shelves, and stationary shelves in any combination.*

Shallow Depth Steel Drawers (B)
Shallow depth drawers are 25-1/8 in. (638 mm) wide by 18-3/4 in. (476 mm) deep. Available in 15 heights. Larger sizes available on request. Slots approximately 3/4 in. (19 mm) apart allow shallow depth drawers to be divided into 32 spaces left to right and 24 spaces front to back. When ordered separately, suspension system is included with each drawer. Usable height is measured from inside bottom of drawer to top of drawer front. Operating capacity is 400 lbs (181 kg).

Light weight aluminum drawers, partitions and dividers are available.

Shallow Depth Roll-Out Shelves (C)
Shallow depth roll-out shelves are 26-1/8 in. (667 mm) wide and 19-9/16 in. (497 mm) deep (usable area). Available in 15 heights. Larger sizes available on request. Reinforced roll-out shelves are adjustable within a cabinet housing. When ordered separately, all roll-out shelves include suspension system. Operating capacity is 400 lbs (181 kg).

Shallow Depth Shelves (D)
Shelves for cabinets should be ordered separately. Adjustable in increments of approximately 3/4 in. (19 mm). Shelves are 27-1/2 in. (698 mm) by 18-3/4 in. (476 mm).

Shallow Depth Bottom Pans (E)
Bottom pans are included when ordering shelf cabinets or shelf door cabinets. For all other cabinets bottom pans must be ordered separately.

Shallow Depth Shelf Cabinet Doors (F)
Doors for shallow depth shelf cabinets are available, with a piano-style hinge, two-point engagement, and magnetic catch. To order a cabinet with a door, use the prefix "LWSD". Add RH for right-hand door and LH for left-hand door.



Shallow Depth Housings (A)

MODEL#	FOR USE AS	OVERALL HEIGHT IN.	(MM)
LW0135	Desk	27 in.	(686 mm)
LW0155	Table	30 in.	(762 mm)
LW0175	Bench	33 in.	(838 mm)
LW0200	Stool	37 in.	(940 mm)
LW0245	Counter	44 in.	(1118 mm)
LW0340	Eye level	59 in.	(1499 mm)

Shallow Depth Steel Drawers (B)

MODEL#	USABLE HEIGHT IN.	(MM)	MODEL#	USABLE HEIGHT IN.	(MM)
LW20	2-1/4 in.	(57 mm)	LW60	8-1/2 in.	(216 mm)
LW25	3 in.	(76 mm)	LW65	9-3/8 in.	(238 mm)
LW30	3-7/8 in.	(98 mm)	LW70	10-1/8 in.	(257 mm)
LW35	4-5/8 in.	(117 mm)	LW75	10-7/8 in.	(276 mm)
LW40	5-3/8 in.	(137 mm)	LW80	11-3/4 in.	(298 mm)
LW45	6-1/4 in.	(159 mm)	LW85	12-1/2 in.	(318 mm)
LW50	7 in.	(178 mm)	LW90	13-1/4 in.	(337 mm)
LW55	7-3/4 in.	(197 mm)			

Shallow Depth Roll-Out Shelves (C)

MODEL#	USABLE HEIGHT IN.	(MM)	MODEL#	USABLE HEIGHT IN.	(MM)
LWRS20	1/4 in.	(6 mm)	LWRS60	6-1/2 in.	(165 mm)
LWRS25	1 in.	(25 mm)	LWRS65	7-1/4 in.	(184 mm)
LWRS30	1-3/4 in.	(44 mm)	LWRS70	8-1/8 in.	(206 mm)
LWRS35	2-5/8 in.	(67 mm)	LWRS75	8-7/8 in.	(225 mm)
LWRS40	3-3/8 in.	(86 mm)	LWRS80	9-5/8 in.	(244 mm)
LWRS45	4-1/8 in.	(105 mm)	LWRS85	10-1/2 in.	(267 mm)
LWRS50	4-7/8 in.	(124 mm)	LWRS90	11-1/4 in.	(286 mm)
LWRS55	5-3/4 in.	(146 mm)			

Shallow Depth Shelves* (D)

MODEL#	WEIGHT CAPACITY
LWCS40	400 lbs. (181 kg)
LWCS80	800 lbs. (363 kg)

Shallow Depth Bottom Pans* (E) **For lip feature, add suffix "L" to Model#*

MODEL#	
LWBP80	

Shallow Depth Shelf Cabinet Doors (F) **For lip feature, add suffix "L" to Model#*

MODEL#	FOR CABINET USE	OVERALL CABINET HEIGHT IN.	(MM)
LWSDD135 RH or LH Door only	Desk	27 in.	(686 mm)
LWSDD155 RH or LH Door only	Table	30 in.	(762 mm)
LWSDD175 RH or LH Door only	Bench	33 in.	(838 mm)
LWSDD200 RH or LH Door only	Stand-up	37 in.	(940 mm)
LWSDD245 RH or LH Door only	Counter	44 in.	(1118 mm)
LWSDD340 RH or LH Door only	Eye level	59 in.	(1499 mm)

STANLEY

Vidmar

Small Version Cabinets

Small Version Housings (A)
Small version housings are 22-1/2 in. (572 mm) wide and 27-3/4 in. (705 mm) deep.

Note: *Dimensions do not include 1-1/4 in. (32 mm) drawer pulls. Housings will accept drawers, roll-out shelves, and stationary shelves with or without drawers.*

Small Version Steel Drawers (B)
Small version drawers are 17-7/8 in. (454 mm) wide and 25-1/8 in. (638 mm) deep. Available in 15 drawer heights. Slots approximately 3/4 in. (19 mm) apart allow small version drawers to be divided into 23 spaces left to right and 32 spaces front to back. When ordered separately, suspension system is included with each drawer.

Drawer sizes other than those listed are available on special request. Usable height is measured from inside bottom of drawer to top of drawer front. Operating capacity is 400 lbs (181 kg).

Small Version Roll-Out Shelves (C)
Small version roll-out shelves are 19-1/8 in. (486 mm) wide and 25-9/16 in. (649 mm) deep (usable area). Available in 15 heights. Roll-out shelf sizes other than those listed are available on special request. Reinforced roll-out shelves are adjustable within a cabinet housing. When ordered separately, all roll-out shelves include suspension system. Operating capacity is 400 lbs (181 kg).

Small Version Shelves (D)
Shelves for cabinets should be ordered separately. Adjustable in increments of approximately 3/4 in. (19 mm). Shelves are 18 in. (457 mm) by 25 in. (635 mm).

Small Version Bottom Pans (E)
Bottom pans are included when ordering shelf cabinets or shelf door cabinets For all other cabinets bottom pans must be ordered separately.

Small Version Shelf Cabinet Doors (F)
Doors for small version size shelf cabinets are available with a piano-style hinge, two-point engagement and magnetic catch. To order a cabinet with a door, use the prefix "SVSD". Add RH for right-hand door, LH for left-hand door.



Small Version Housings (A)

MODEL#	FOR USE AS	OVERALL HEIGHT IN.	(MM)
SV0135	Desk	27 in.	(686 mm)
SV0155	Table	30 in.	(762 mm)
SV0175	Bench	33 in.	(838 mm)
SV0200	Stool	37 in.	(940 mm)
SV0245	Counter	44 in.	(1118 mm)
SV0340	Eye level	59 in.	(1499 mm)

Small Version Steel Drawers (B)

MODEL#	USABLE HEIGHT IN.	(MM)	MODEL#	USABLE HEIGHT IN.	(MM)
SV20	2-1/4 in.	(57 mm)	SV60	8-1/2 in.	(216 mm)
SV25	3 in.	(76 mm)	SV65	9-3/8 in.	(238 mm)
SV30	3-7/8 in.	(98 mm)	SV70	10-1/8 in.	(257 mm)
SV35	4-5/8 in.	(117 mm)	SV75	10-7/8 in.	(276 mm)
SV40	5-3/8 in.	(137 mm)	SV80	11-3/4 in.	(298 mm)
SV45	6-1/4 in.	(159 mm)	SV85	12-1/2 in.	(318 mm)
SV50	7 in.	(178 mm)	SV90	13-1/4 in.	(337 mm)
SV55	7-3/4 in.	(197 mm)			

Small Version Roll-Out Shelves (C)

MODEL#	USABLE HEIGHT IN.	(MM)	MODEL#	USABLE HEIGHT IN.	(MM)
SVRS20	1/4 in.	(6 mm)	SVRS60	6-1/2 in.	(165 mm)
SVRS25	1 in.	(25 mm)	SVRS65	7-1/4 in.	(184 mm)
SVRS30	1-3/4 in.	(44 mm)	SVRS70	8-1/8 in.	(206 mm)
SVRS35	2-5/8 in.	(67 mm)	SVRS75	8-7/8 in.	(225 mm)
SVRS40	3-3/8 in.	(86 mm)	SVRS80	9-5/8 in.	(244 mm)
SVRS45	4-1/8 in.	(105 mm)	SVRS85	10-1/2 in.	(267 mm)
SVRS50	4-7/8 in.	(124 mm)	SVRS90	11-1/4 in.	(286 mm)
SVRS55	5-3/4 in.	(146 mm)			

Small Version Shelves* (D)

MODEL#	WEIGHT CAPACITY
SVCS40	400 lbs. (181 kg)
SVCS80	800 lbs. (363 kg)

**For lip feature, add suffix "L" to Model#*

Small Version Bottom Pans* (E)

MODEL#
SVBP80

Small Version Shelf Cabinet Doors (F)

**For lip feature, add suffix "L" to Model#*

MODEL#	FOR CABINET USE	OVERALL CABINET HEIGHT IN.	(MM)
SVSDD135 RH or LH Door only	Desk	27 in.	(686 mm)
SVSDD155 RH or LH Door only	Table	30 in.	(762 mm)
SVSDD175 RH or LH Door only	Bench	33 in.	(838 mm)
SVSDD200 RH or LH Door only	Stand-up	37 in.	(940 mm)
SVSDD245 RH or LH Door only	Counter	44 in.	(1118 mm)
SVSDD340 RH or LH Door only	Eye level	59 in.	(1499 mm)

Small Version Shallow Depth Cabinets

Small Version Shallow Depth Housings (A)
Small version shallow depth housings are 22-1/2 in. (572 mm) wide and 21-3/8 in. (543 mm) deep.

Note: *Dimensions do not include 1-1/4 in. (32 mm) drawer pulls. Housings will accept drawers, roll-out shelves, and stationary shelves with or without drawers.*

Small Version Shallow Depth Steel Drawers (B)
Small version shallow depth drawers are 17-7/8 in. (454 mm) wide by 18-3/4 in. (476 mm) deep. Available in 15 drawer heights. Drawer sizes other than those listed are available on special request. Slots approximately 3/4 in. (19 mm) apart allow shallow depth drawers to be divided into 23 spaces left to right and 24 spaces front to back. When ordered separately, suspension system is included with each drawer. Usable height is measured from inside bottom of drawer to top of drawer front. Operating capacity is 400 lbs (181 kg).

Small Version Shallow Depth Roll-Out Shelves (C)
Small version shallow depth roll-out shelves are 19-1/8 in. (486 mm) wide and 19-9/16 in. (497 mm) deep (usable area). Available in 15 heights. Roll-out shelf sizes other than those listed are available on special request. Reinforced roll-out shelves are adjustable within a cabinet housing. When ordered separately, all roll-out shelves include suspension system. Operating capacity is 400 lbs (181 kg).

Small Version Shallow Depth Shelves (D)
Shelves for cabinets should be ordered separately. Adjustable in increments of approximately 3/4 in. (19 mm). Shelves are 18 in. (457 mm) by 18-3/4 in. (476 mm).

Small Version Shallow Depth Bottom Pans (E)
Bottom pans are included when ordering shelf cabinets or shelf door cabinets. For all other cabinets bottom pans must be ordered separately.

Small Version Shallow Depth Shelf Cabinet Doors (F)
Doors for shallow depth size shelf cabinets are available, with a piano-style hinge, two-point engagement and magnetic catch. To add locks, To order a cabinet with a door, use the prefix "SVSD". Add RH for right-hand door and LH for left-hand door.

A

B

C

D

E

F

Small Version Shallow Depth Housings (A)

MODEL#	FOR USE AS	OVERALL HEIGHT IN.	(MM)
SL0135	Desk	27 in.	(686 mm)
SL0155	Table	30 in.	(762 mm)
SL0175	Bench	33 in.	(838 mm)
SL0200	Stool	37 in.	(940 mm)
SL0245	Counter	44 in.	(1118 mm)
SL0340	Eye level	59 in.	(1499 mm)

Small Version Shallow Depth Steel Drawers (B)

MODEL#	USABLE HEIGHT IN.	(MM)	MODEL#	USABLE HEIGHT IN.	(MM)
SL20	2-1/4 in.	(57 mm)	SL60	8-1/2 in.	(216 mm)
SL25	3 in.	(76 mm)	SL65	9-3/8 in.	(238 mm)
SL30	3-7/8 in.	(98 mm)	SL70	10-1/8 in.	(257 mm)
SL35	4-5/8 in.	(117 mm)	SL75	10-7/8 in.	(276 mm)
SL40	5-3/8 in.	(137 mm)	SL80	11-3/4 in.	(298 mm)
SL45	6-1/4 in.	(159 mm)	SL85	12-1/2 in.	(318 mm)
SL50	7 in.	(178 mm)	SL90	13-1/4 in.	(337 mm)
SL55	7-3/4 in.	(197 mm)			

Small Version Shallow Depth Roll-Out Shelves (C)

MODEL#	USABLE HEIGHT IN.	(MM)	MODEL#	USABLE HEIGHT IN.	(MM)
SLRS20	1/4 in.	(6 mm)	SLRS60	6-1/2 in.	(165 mm)
SLRS25	1 in.	(25 mm)	SLRS65	7-1/4 in.	(184 mm)
SLRS30	1-3/4 in.	(44 mm)	SLRS70	8-1/8 in.	(206 mm)
SLRS35	2-5/8 in.	(67 mm)	SLRS75	8-7/8 in.	(225 mm)
SLRS40	3-3/8 in.	(86 mm)	SLRS80	9-5/8 in.	(244 mm)
SLRS45	4-1/8 in.	(105 mm)	SLRS85	10-1/2 in.	(267 mm)
SLRS50	4-7/8 in.	(124 mm)	SLRS90	11-1/4 in.	(286 mm)
SLRS55	5-3/4 in.	(146 mm)			

Small Version Shallow Depth Shelves* (D)

MODEL#	WEIGHT CAPACITY
SLCS40	400 lbs. (181 kg)
SLCS80	800 lbs. (363 kg)

Small Version Shallow Depth Bottom Pans* (E) **For lip feature, add suffix "L" to Model#*

MODEL#
SLBP80

Small Version Shallow Depth Shelf Cabinet Doors (F) **For lip feature, add suffix "L" to Model#*

MODEL#	FOR CABINET USE	OVERALL CABINET HEIGHT IN.	(MM)
SVSDD135 RH or LH Door only	Desk	27 in.	(686 mm)
SVSDD155 RH or LH Door only	Table	30 in.	(762 mm)
SVSDD175 RH or LH Door only	Bench	33 in.	(838 mm)
SVSDD200 RH or LH Door only	Stand-up	37 in.	(940 mm)
SVSDD245 RH or LH Door only	Counter	44 in.	(1118 mm)
SVSDD340 RH or LH Door only	Eye level	59 in.	(1499 mm)

STANLEY Vidmar

Extra Wide Cabinets

Extra Wide Housings (A)
Extra wide housings are 45 in. (1143 mm) wide and 27-3/4 in. (705 mm) deep.

Note: *Dimensions do not include 1-1/4 in. (32 mm) drawer pulls Housings will accept drawers, roll-out shelves, and adjustable shelves with or without drawers.*

Extra Wide Steel Drawers (B)
Extra wide drawers are 40-1/4 in. (1029 mm) wide and 25-1/8 in. (638 mm) deep. Available in 15 drawer heights. Drawer sizes other than those listed are available on special request. Slots approximately 3/4 in. (19 mm) apart allow extra wide drawers to be divided into 51 spaces left to right and 32 spaces front to back. When ordered separately, suspension system is included with each drawer. Usable height is measured from inside bottom of drawer to top of drawer front. Operating capacity is 400 lbs (181 kg).

Extra Wide Roll-Out Shelves (C)
Extra wide roll-out shelves are 41-1/4 in. (1048 mm) wide and 26 in. (660 mm) deep (usable area). Available in 15 heights. Roll-out shelf sizes other than those listed are available on special request. Reinforced roll-out shelves are adjustable within a cabinet housing. When ordered separately, all roll-out shelves include suspension system. Operating capacity is 400 lbs (181 kg).

Extra Wide Shelves (D)
Shelves for cabinets should be ordered separately. Adjustable in increments of approximately 3/4 in. (19 mm). Shelves are 42-1/2 in. (1080 mm) by 25 in. (635 mm).

Extra Wide Bottom Pan (E)
Bottom pans are included when ordering shelf cabinets or shelf door cabinets. For all other cabinets bottom pans must be ordered separately.

Extra Wide Shelf Cabinet Doors (F)
Doors for extra wide size shelf cabinets are available, with a piano-style hinge, two-point engagement, and magnetic catch. To order a cabinet with a door, use the prefix "XWSD."

A

B

D

C

E

F

Extra Wide Housings (A)

MODEL#	FOR USE AS	OVERALL HEIGHT IN.	(MM)
XW0135	Desk	27 in.	(686 mm)
XW0155	Table	30 in.	(762 mm)
XW0175	Bench	33 in.	(838 mm)
XW0200	Stool	37 in.	(940 mm)
XW0245	Counter	44 in.	(1118 mm)
XW0340	Eye level	59 in.	(1499 mm)

Extra Wide Steel Drawers (B)

MODEL#	USABLE HEIGHT IN.	(MM)	MODEL#	USABLE HEIGHT IN.	(MM)
XW20	2-1/4 in.	(57 mm)	XW60	8-1/2 in.	(216 mm)
XW25	3 in.	(76 mm)	XW65	9-3/8 in.	(238 mm)
XW30	3-7/8 in.	(98 mm)	XW70	10-1/8 in.	(257 mm)
XW35	4-5/8 in.	(117 mm)	XW75	10-7/8 in.	(276 mm)
XW40	5-3/8 in.	(137 mm)	XW80	11-3/4 in.	(298 mm)
XW45	6-1/4 in.	(159 mm)	XW85	12-1/2 in.	(318 mm)
XW50	7 in.	(178 mm)	XW90	13-1/4 in.	(337 mm)
XW55	7-3/4 in.	(197 mm)			

Extra Wide Roll-Out Shelves (C)

MODEL#	USABLE HEIGHT IN.	(MM)	MODEL#	USABLE HEIGHT IN.	(MM)
XWRS20	1/4 in.	(6 mm)	XWRS60	6-1/2 in.	(165 mm)
XWRS25	1 in.	(25 mm)	XWRS65	7-1/4 in.	(184 mm)
XWRS30	1-3/4 in.	(44 mm)	XWRS70	8-1/8 in.	(206 mm)
XWRS35	2-5/8 in.	(67 mm)	XWRS75	8-7/8 in.	(225 mm)
XWRS40	3-3/8 in.	(86 mm)	XWRS80	9-5/8 in.	(244 mm)
XWRS45	4-1/8 in.	(105 mm)	XWRS85	10-1/2 in.	(267 mm)
XWRS50	4-7/8 in.	(124 mm)	XWRS90	11-1/4 in.	(286 mm)
XWRS55	5-3/4 in.	(146 mm)			

Extra Wide Shelves* (D)

MODEL#	WEIGHT CAPACITY
XWCS40	400 lbs. (181 kg)
XWCS80	800 lbs. (363 kg)

Extra Wide Bottom Pan* (E) **For lip feature, add suffix "L" to Model#*

MODEL#
XWBP80

Extra Wide Shelf Cabinet Doors (F) **For lip feature, add suffix "L" to Model#*

MODEL#	FOR CABINET USE	OVERALL CABINET HEIGHT IN.	(MM)
XWSDD135	Desk	27 in.	(686 mm)
XWSDD155	Table	30 in.	(762 mm)
XWSDD175	Bench	33 in.	(838 mm)
XWSDD200	Stand-up	37 in.	(940 mm)
XWSDD245	Counter	44 in.	(1118 mm)
XWSDD340	Eye level	59 in.	(1499 mm)

EXTRA WIDE & EXTRA WIDE SHALLOW DEPTH

Extra Wide Shallow Depth Cabinets

Extra Wide Shallow Depth Housings (A)
Extra wide shallow depth housings are 45 in. (1143 mm) wide and 21-3/8 in. (543 mm) deep.

Note: *Dimensions do not include 11/4 in. (32 mm) drawer pulls. Housings will accept drawers, roll-out shelves, and adjustable shelves with or without drawers.*

Extra Wide Shallow Depth Steel Drawers (B)
Extra wide shallow depth drawers are 40-1/2 in. (1029 mm) wide and 18-3/4 in. (476 mm) deep. Available in 15 heights. Larger sizes available on request. Slots approximately 3/4 in. (19 mm) apart allow extra wide shallow depth drawers to be divided into 51 left to right and 23 spaces front to back. When ordered separately, suspension system is included with each drawer. Usable height is measured from inside bottom of drawer to top of drawer front. Operation capacity is 400 lbs (181 kg).

Extra Wide Shallow Depth Roll-Out Shelves (C)
Extra wide shallow depth roll-out shelves are 41-1/4 in. (1048 mm) wide and 19-9/16 in. (497 mm) deep (usable area). Available in four heights. Drawer sizes other than those listed are available on special request. Reinforced roll-out shelves are adjustable within a cabinet housing. When ordered separately, all roll-out shelves include suspension system. Operating capacity is 400 lbs (181 kg).

Extra Wide Shallow Depth Shelves (D)
Shelves for cabinets should be ordered separately. Adjustable in increments of approximately 3/4 in. (19 mm). Shelves are 42-1/2 in. (1080 mm) by 18-3/4 in. (476 mm).

Extra Wide Shallow Depth Bottom Pan (E)
Bottom pans are included when ordering shelf cabinets or shelf door cabinets. For all other cabinets bottom pans must be ordered separately.

Extra Wide Shallow Depth Shelf Cabinet Doors (F)
Doors for extra wide shallow depth size shelf cabinets are available, with a piano-style hinge, two-point engagement, and magnetic catch. To order a cabinet with a door, use the prefix "XLSD."

A

B

C

D

E

F

Extra Wide Shallow Depth Housings (A)

MODEL#	FOR USE AS	OVERALL HEIGHT IN.	(MM)
XL0135	Desk	27 in.	(686 mm)
XL0155	Table	30 in.	(762 mm)
XL0175	Bench	33 in.	(838 mm)
XL0200	Stool	37 in.	(940 mm)
XL0245	Counter	44 in.	(1118 mm)
XL0340	Eye level	59 in.	(1499 mm)

Extra Wide Shallow Depth Steel Drawers (B)

MODEL#	USABLE HEIGHT IN.	(MM)	MODEL#	USABLE HEIGHT IN.	(MM)
XL20	2-1/4 in.	(57 mm)	XL60	8-1/2 in.	(216 mm)
XL25	3 in.	(76 mm)	XL65	9-3/8 in.	(238 mm)
XL30	3-7/8 in.	(98 mm)	XL70	10-1/8 in.	(257 mm)
XL35	4-5/8 in.	(117 mm)	XL75	10-7/8 in.	(276 mm)
XL40	5-3/8 in.	(137 mm)	XL80	11-3/4 in.	(298 mm)
XL45	6-1/4 in.	(159 mm)	XL85	12-1/2 in.	(318 mm)
XL50	7 in.	(178 mm)	XL90	13-1/4 in.	(337 mm)
XL55	7-3/4 in.	(197 mm)			

Extra Wide Shallow Depth Roll-Out Shelves (C)

MODEL#	USABLE HEIGHT IN.	(MM)	MODEL#
XLRS20	1/4 in.	(6 mm)	
XLRS70	8-1/8 in.	(206 mm)	
XLRS80	9-5/8 in.	(244 mm)	
XLRS85	10-1/2 in.	(267 mm)	

Extra Wide Shallow Depth Shelves* (D)

MODEL#	WEIGHT CAPACITY
XLCS40	400 lbs. (181 kg)
XLCS80	800 lbs. (363 kg)

**For lip feature, add suffix "L" to Model#*

Extra Wide Shallow Depth Bottom Pan* (E)

MODEL#	
XLBP80	

**For lip feature, add suffix "L" to Model#*

Extra Wide Shallow Depth Shelf Cabinet Doors (F)

MODEL#	FOR CABINET USE	OVERALL CABINET HEIGHT IN.	(MM)
XWSDD135	Desk	27 in.	(686 mm)
XWSDD155	Table	30 in.	(762 mm)
XWSDD175	Bench	33 in.	(838 mm)
XWSDD200	Stand-up	37 in.	(940 mm)
XWSDD245	Counter	44 in.	(1118 mm)
XWSDD340	Eye level	59 in.	(1499 mm)

Double Wide Cabinets

Double Wide Housings (A)
Double wide housings are 60 in. (1524 mm) wide and 27-3/4 in. (705 mm) deep.

Note: *Dimensions do not include 1-1/4 in. (32 mm) drawer pulls. Housings will accept drawers, roll-out shelves, and adjustable shelves with or without drawers.*

Double Wide Steel Drawers (B)
Double wide drawers are 55-3/8 in. (1407 mm) wide and 25-1/8 in. (638 mm) deep. Available in 15 drawer heights. Drawer sizes other than those listed are available on special request. Slots approximately 3/4 in. (19 mm) apart allow double wide drawers to be divided into 70 spaces left to right and 32 spaces front to back. When ordered separately, suspension system is included with each drawer. Usable height is measured from inside bottom of drawer to top of drawer front. Operating capacity is 400 lbs (181 kg).

Double Wide Roll-Out Shelves (C)
Double wide roll-out shelves are 56-3/8 in. (1432 mm) wide and 26 in. (660 mm) deep (usable area). Available in 15 heights. Roll-out shelf sizes other than those listed are available on special request. Reinforced roll-out shelves are adjustable within a cabinet housing. When ordered separately, all roll-out shelves include suspension system. Operating capacity is 400 lbs (181 kg).

Double Wide Shelves (D)
Shelves for cabinets should be ordered separately. Adjustable in increments of approximately 3/4 in. (19 mm). Shelves are 57-3/4 in. (1467 mm) by 25 in. (635 mm).

Double Wide Bottom Pan (E)
Bottom pans are included when ordering shelf cabinets or shelf door cabinets. For all other cabinets bottom pans must be ordered separately.

Double Wide Shelf Cabinet Doors (F)
Doors for double wide size shelf cabinets are available with a piano-style hinge, two-point engagement, and magnetic catch. To order a cabinet with a door, use the prefix "DWSD."

A


B

D

C

E

F

Double Wide Housings (A)

MODEL#	FOR USE AS	OVERALL HEIGHT IN.	(MM)
DW0135	Desk	27 in.	(686 mm)
DW0155	Table	30 in.	(762 mm)
DW0175	Bench	33 in.	(838 mm)
DW0200	Stool	37 in.	(940 mm)
DW0245	Counter	44 in.	(1118 mm)
DW0340	Eye level	59 in.	(1499 mm)

Double Wide Steel Drawers (B)

MODEL#	USABLE HEIGHT IN.	(MM)	MODEL#	USABLE HEIGHT IN.	(MM)
DW20	2-1/4 in.	(57 mm)	DW60	8-1/2 in.	(216 mm)
DW25	3 in.	(76 mm)	DW65	9-3/8 in.	(238 mm)
DW30	3-7/8 in.	(98 mm)	DW70	10-1/8 in.	(257 mm)
DW35	4-5/8 in.	(117 mm)	DW75	10-7/8 in.	(276 mm)
DW40	5-3/8 in.	(137 mm)	DW80	11-3/4 in.	(298 mm)
DW45	6-1/4 in.	(159 mm)	DW85	12-1/2 in.	(318 mm)
DW50	7 in.	(178 mm)	DW90	13-1/4 in.	(337 mm)
DW55	7-3/4 in.	(197 mm)			

Double Wide Roll-Out Shelves (C)

MODEL#	USABLE HEIGHT IN.	(MM)	MODEL#	USABLE HEIGHT IN.	(MM)
DWRS20	1/4 in.	(6 mm)	DWRS60	6-1/2 in.	(165 mm)
DWRS25	1 in.	(25 mm)	DWRS65	7-1/4 in.	(184 mm)
DWRS30	1-3/4 in.	(44 mm)	DWRS70	8-1/8 in.	(206 mm)
DWRS35	2-5/8 in.	(67 mm)	DWRS75	8-7/8 in.	(225 mm)
DWRS40	3-3/8 in.	(86 mm)	DWRS80	9-5/8 in.	(244 mm)
DWRS45	4-1/8 in.	(105 mm)	DWRS85	10-1/2 in.	(267 mm)
DWRS50	4-7/8 in.	(124 mm)	DWRS90	11-1/4 in.	(286 mm)
DWRS55	5-3/4 in.	(146 mm)			

Double Wide Shelves* (D)

MODEL#	WEIGHT CAPACITY
DWCS40	400 lbs. (181 kg)
DWCS80	800 lbs. (363 kg)

Extra Wide Bottom Pan* (E) **For lip feature, add suffix "L" to Model#*

MODEL#
DWBP80

Double Wide Shelf Cabinet Doors (F) **For lip feature, add suffix "L" to Model#*

MODEL#	FOR CABINET USE	OVERALL CABINET HEIGHT IN.	(MM)
DWSDD135	Desk	27 in.	(686 mm)
DWSDD155	Table	30 in.	(762 mm)
DWSDD175	Bench	33 in.	(838 mm)
DWSDD200	Stand-up	37 in.	(940 mm)
DWSDD245	Counter	44 in.	(1118 mm)
DWSDD340	Eye level	59 in.	(1499 mm)

Double Wide Shallow Depth Cabinets

Double Wide Shallow Depth Housings (A)
Double wide shallow depth housings are 60 in. (1524 mm) wide and 21-3/8 in. (543 mm) deep.

Note: *Dimensions do not include 1-1/4 in. (32 mm) drawer pulls. Housings will accept drawers, roll-out shelves, and adjustable shelves with or without drawers.*

Double Wide Shallow Depth Steel Drawers (B)
Double wide shallow depth drawers are 55-3/8 in. (1407 mm) wide and 18-3/4 in. (476 mm) deep. Available in 15 drawer heights. Drawer sizes other than those listed are available on special request. Slots approximately 3/4 in. (19 mm) apart allow double wide shallow depth drawers to be divided into 70 left to right and 24 spaces front to back. When ordered separately, suspension system is included with each drawer. Usable height is measured from inside bottom of drawer to top of drawer front. Operation capacity is 400 lbs (181 kg).

Double Wide Shallow Depth Roll-Out Shelves (C)
Double wide shallow depth roll-out shelves are 56-3/8 in. (1432 mm) wide and 19-9/16 in. (497 mm) deep (usable area). Available in four heights. Roll-out shelf sizes other than those listed are available on special request. Reinforced roll-out shelves are adjustable within a cabinet housing. When ordered separately, all roll-out shelves include suspension system. Operating capacity is 400 lbs (181 kg).

Double Wide Shallow Depth Shelves (D)
Shelves for cabinets should be ordered separately. Adjustable in increments of approximately 3/4 in. (19 mm). Shelves are 57-3/4 in. (1467 mm) by 18-3/4 in. (476 mm).

Double Wide Shallow Depth Bottom Pan (E)
Bottom pans are included when ordering shelf cabinets or shelf door cabinets. For all other cabinets bottom pans must be ordered separately.

Double Wide Shallow Depth Shelf Cabinet Doors (F)
Doors for double wide shallow depth size shelf cabinets are available, with a piano-style hinge, two-point engagement, and magnetic catch. To order a cabinet with a door, use the prefix "DLSD."

A

B

D

C

E

F

Double Wide Shallow Depth Housings (A)

MODEL#	FOR USE AS	OVERALL HEIGHT IN.	(MM)
DL0135	Desk	27 in.	(686 mm)
DL0155	Table	30 in.	(762 mm)
DL0175	Bench	33 in.	(838 mm)
DL0200	Stool	37 in.	(940 mm)
DL0245	Counter	44 in.	(1118 mm)
DL0340	Eye level	59 in.	(1499 mm)

Double Wide Shallow Depth Steel Drawers (B)

MODEL#	USABLE HEIGHT IN.	(MM)	MODEL#	USABLE HEIGHT IN.	(MM)
DL20	2-1/4 in.	(57 mm)	DL60	8-1/2 in.	(216 mm)
DL25	3 in.	(76 mm)	DL65	9-3/8 in.	(238 mm)
DL30	3-7/8 in.	(98 mm)	DL70	10-1/8 in.	(257 mm)
DL35	4-5/8 in.	(117 mm)	DL75	10-7/8 in.	(276 mm)
DL40	5-3/8 in.	(137 mm)	DL80	11-3/4 in.	(298 mm)
DL45	6-1/4 in.	(159 mm)	DL85	12-1/2 in.	(318 mm)
DL50	7 in.	(178 mm)	DL90	13-1/4 in.	(337 mm)
DL55	7-3/4 in.	(197 mm)			

Double Wide Shallow Depth Roll-Out Shelves (C)

MODEL#	USABLE HEIGHT IN.	(MM)
DLRS20	1/4 in.	(6 mm)
DLRS70	8-1/8 in.	(206 mm)
DLRS80	9-5/8 in.	(244 mm)
DLRS85	10-1/2 in.	(267 mm)

Double Wide Shallow Depth Shelves (D)

MODEL#	WEIGHT CAPACITY
DLCS40	400 lbs. (181 kg)
DLCS80	800 lbs. (363 kg)

Double Wide Shallow Depth Bottom Pan* (E)
**For lip feature, add suffix "L" to Model#*

MODEL#	
DLBP80	

Double Wide Shallow Depth Shelf Cabinet Doors* (F)
**For lip feature, add suffix "L" to Model#*

MODEL#	FOR CABINET USE	OVERALL CABINET HEIGHT IN.	(MM)
DWSDD135	Desk	27 in.	(686 mm)
DWSDD155	Table	30 in.	(762 mm)
DWSDD175	Bench	33 in.	(838 mm)
DWSDD200	Stand-up	37 in.	(940 mm)
DWSDD245	Counter	44 in.	(1118 mm)
DWSDD340	Eye level	59 in.	(1499 mm)

Aluminum Drawers

Vidmar® Aluminum Drawers help reduce overall cabinet weight. Typical weight reduction up to 11 lbs. (5 kg) per drawer or approximately 30% less weight when compared to a traditional steel cabinet drawer.

Vidmar® Aluminum Drawers easily retrofit to existing Vidmar® Cabinets with steel drawers. By replacing steel drawers with aluminum the overall cabinet weight is reduced up to 25%. Weight savings will vary depending on the number of drawers in each cabinet.

Available for Vidmar Standard Housings 30 in. (762mm) Wide x 27-3/4 in. (705mm) Deep and Small Version Housings 22-1/2 in. (572mm) Wide x 27-3/4 in. (705mm) Deep.Fifteen usable heights available. 2-1/4 in. to 13-1/4 in. (57mm to 337mm).

Drawer body is made of aluminum with steel bearing surfaces. Aluminum partitions and dividers are available.

Vidmar® Aluminum Drawer capacity is 200 lbs. (91kg).

Vidmar® Standard and Small Version Aluminum Drawers meet Grade B Shock Criteria of MIL-S-901D.

Available in all Standard Stanley® Vidmar® Colors.

Vidmar® Aluminum Drawers are designed to meet applications where weight savings is critical: shipboard; mobilization containers and mobile command centers; mobile racing trailers and mobile maintenance vehicles.

Standard Aluminum Drawer

MODEL#	USABLE HEIGHT IN.	(MM)	MODEL#	USABLE HEIGHT IN.	(MM)
AL20	2-1/4 in.	(57 mm)	AL60	8-1/2 in.	(216 mm)
AL25	3 in.	(76 mm)	AL65	9-3/8 in.	(240 mm)
AL30	3-7/8 in.	(98 mm)	AL70	10-1/8 in.	(257 mm)
AL35	4-5/8 in.	(117 mm)	AL75	10-7/8 in.	(276 mm)
AL40	5-3/8 in.	(137 mm)	AL80	11-3/4 in.	(292 mm)
AL45	6-1/4 in.	(159 mm)	AL85	12-1/2 in.	(318 mm)
AL50	7 in.	(178 mm)	AL90	13-1/4 in.	(337 mm)
AL55	7-3/4 in.	(197 mm)			

Small Version Aluminum Drawer

MODEL#	USABLE HEIGHT IN.	(MM)	MODEL#	USABLE HEIGHT IN.	(MM)
SVAL20	2-1/4 in.	(57 mm)	SVAL60	8-1/2 in.	(216 mm)
SVAL25	3 in.	(76 mm)	SVAL65	9-3/8 in.	(240 mm)
SVAL30	3-7/8 in.	(98 mm)	SVAL70	10-1/8 in.	(257 mm)
SVAL35	4-5/8 in.	(117 mm)	SVAL75	10-7/8 in.	(276 mm)
SVAL40	5-3/8 in.	(137 mm)	SVAL80	11-3/4 in.	(292 mm)
SVAL45	6-1/4 in.	(159 mm)	SVAL85	12-1/2 in.	(318 mm)
SVAL50	7 in.	(178 mm)	SVAL90	13-1/4 in.	(337 mm)
SVAL55	7-3/4 in.	(197 mm)			

HOW TO BUILD A CUSTOM CABINET

ALUMINUM DRAWERS

Weight Comparisons-Steel vs. Aluminum Drawers

STANDARD DRAWER	STEEL LBS	ALUMINUM LBS
25-1/8" X 25-1/8"		
Model 20	13.6	7.0
Model 30	14.2	7.5
Model 40	17.2	8.0
17-7/8" X 25-1/8		
Model 20	11.3	6.0
Model 30	14.9	6.6
Model 40	15.7	7.2
Model 50	16.1	7.9
Model 50	19.4	8.5

Weight Comparisons-Steel vs. Aluminum Diagrams

STANDARD DRAWER	STEEL LBS	ALUMINUM LBS
LD88		
Model 20	3.6	1.2
Model 30	5.1	1.7
Model 40	6.6	2.2
Model 50	8.1	2.7
LDSV78		
Model 20	2.5	0.8
Model 30	3.6	1.2
Model 40	4.6	1.5
Model 50	5.7	1.9

Example Cabinet Weight Comparison-Standard Cabinet

ST0340 CABINET: 59" TOTAL HEIGHT, 30" WIDE X 27-3/4" DEEP	EXAMPLE #1	EXAMPLE #2	EXAMPLE #3	EXAMPLE #4	EXAMPLE #5
Qty 30 Point Drawers	10	10	4	2	0
Qty 40 Point Drawers	1	1	3	2	1
Qty 50 Point Drawers	0	0	2	4	6
Partitions & Dividers Incl.*	No	Yes	Yes	Yes	Yes
Total Weight with STEEL DRAWERS	445.5	503.1	489.9	482.5	475.1
Total Weight with ALUMINUM DRAWERS	369.3	388.5	376.1	369.9	363.7
Weight Savings	76.2	114.6	113.8	112.6	111.4
% Savings	17%	23%	23%	23%	23%

Example Cabinet Weight Comparison Small Version Cabinet

SV0340 CABINET: 59" TOTAL HEIGHT, 22-1/2" WIDE X 27-3/4" DEEP	EXAMPLE #1	EXAMPLE #2	EXAMPLE #3	EXAMPLE #4	EXAMPLE #5
Qty 30 Point Drawers	10	10	4	2	0
Qty 40 Point Drawers	1	1	3	2	1
Qty 50 Point Drawers	0	0	2	4	6
Partitions & Dividers Incl.*	No	Yes	Yes	Yes	Yes
Total Weight with STEEL DRAWERS	420.6	460.7	407.1	381.5	355.9
Total Weight with ALUMINUM DRAWERS	329	342.4	308	290.6	273.1
Weight Savings	91.6	118.3	99.1	90.9	82.7
% Savings	22%	26%	24%	24%	23%

Drawer Capacity

ALUMINUM	TRADITIONAL STEEL
200 lbs. (91kg)	400 lbs. (181 kg)

Aluminum Partitions & Dividers

NO. OF SPACES	FITS 20 & 25 POINT DRAWERS USABLE HEIGHT 2-1/4"(57MM) & 3"(76MM)	FITS 30 & 35 POINT DRAWERS USABLE HEIGHT 3-7/8"(98MM) & 4-5/8"(117MM)	FITS 40 & 45 POINT DRAWERS USABLE HEIGHT 5-3/8"(137MM) & 6-1/4"(159MM)	FITS 50 & 55 POINT DRAWERS USABLE HEIGHT 7"(178MM) & 7-3/4"(197MM)
Aluminum Partitions				
32	ALP20	ALP30	ALP40	ALP50
23	ALP2023	ALP3023	ALP4023	ALP5023
Aluminum Dividers				
2	ALD2002	ALD3002	ALD4002	ALD5002
3	ALD2003	ALD3003	ALD4003	ALD5003
4	ALD2004	ALD3004	ALD4004	ALD5004
5	ALD2005	ALD3005	ALD4005	ALD5005
6	ALD2006	ALD3006	ALD4006	ALD5006
7	ALD2007	ALD3007	ALD4007	ALD5007
8	ALD2008	ALD3008	ALD4008	ALD5008
9	ALD2009	ALD3009	ALD4009	ALD5009
10	ALD2010	ALD3010	ALD4010	ALD5010
11	ALD2011	ALD3011	ALD4011	ALD5011
12	ALD2012	ALD3012	ALD4012	ALD5012
13	ALD2013	ALD3013	ALD4013	ALD5013
14	ALD2014	ALD3014	ALD4014	ALD5014
15	ALD2015	ALD3015	ALD4015	ALD5015
16	ALD2016	ALD3016	ALD4016	ALD5016
17	ALD2017	ALD3017	ALD4017	ALD5017
18	ALD2018	ALD3018	ALD4018	ALD5018
19	ALD2019	ALD3019	ALD4019	ALD5019
20	ALD2020	ALD3020	ALD4020	ALD5020
21	ALD2021	ALD3021	ALD4021	ALD5021
22	ALD2022	ALD3022	ALD4022	ALD5022
23	ALD2023	ALD3023	ALD4023	ALD5023
24	ALD2024	ALD3024	ALD4024	ALD5024
25	ALD2025	ALD3025	ALD4025	ALD5025
26	ALD2026	ALD3026	ALD4026	ALD5026
27	ALD2027	ALD3027	ALD4027	ALD5027
28	ALD2028	ALD3028	ALD4028	ALD5028
29	ALD2029	ALD3029	ALD4029	ALD5029

STANLEY

Vidmar

Shelf Cabinets

Stanley® Vidmar® shelf cabinets are used to store bulk material, i.e., gloves, cloths, rags, boxes. They are available with or without doors. All shelf cabinets with doors are equipped with a magnetic catch; locks are also available. The cabinets are of the same modular dimensions and design as standard drawer cabinets, have the same integral pallet base, and will fit perfectly above, alongside or between other Stanley® Vidmar® cabinets. They can also be converted to drawer-cabinet use at any time. Shelf cabinets can provide valuable additional storage to drawer cabinets in various sizes.

135/155/175/200

These sizes are best utilized as desk or workstation cabinets supporting a work surface. In addition, when stacked above 340 cabinets, overflow and semi-bulk inventory can be kept together with drawer inventory in one location instead of two. This also allows larger items in a "parts family" to be kept at the same location as the smaller items.

245

The 44 in. height of these shelf cabinets is ideal for issue counter use. A shelf cabinet can provide badly needed space for at-hand items like catalogs, binders, and quick-issue items.

340

59 in. cabinets provide often needed shelf space in a drawer cabinet installation.

(Shown with door and bottom pan.)

Shelf Cabinet (without door)

	STANDARD HOUSING				EXTRA WIDE				DOUBLE WIDE				SMALL VERSION				SHALLOW DEPTH			
MODEL#	W IN.	D IN.	H IN.		MODEL#	W IN.	D IN.	H IN.	MODEL#	W IN.	D IN.	H IN.	MODEL#	W IN.	D IN.	H IN.	MODEL#	W IN.	D IN.	H IN.
S0135	30	27-3/4	27		XWS0135	45	27-3/4	27	DWS0135	60	27-3/4	27	SVS0135	22-1/2	27-3/4	27	LWS0135	30	21-3/8	27
S0155	30	27-3/4	30		XWS0155	45	27-3/4	30	DWS0155	60	27-3/4	30	SVS0155	22-1/2	27-3/4	30	LWS0155	30	21-3/8	30
S0175	30	27-3/4	33		XWS0175	45	27-3/4	33	DWS0175	60	27-3/4	33	SVS0175	22-1/2	27-3/4	33	LWS0175	30	21-3/8	33
S0200	30	27-3/4	37		XWS0200	45	27-3/4	37	DWS0200	60	27-3/4	37	SVS0200	22-1/2	27-3/4	37	LWS0200	30	21-3/8	37
S0245	30	27-3/4	44		XWS0245	45	27-3/4	44	DWS0245	60	27-3/4	44	SVS0245	22-1/2	27-3/4	44	LWS0245	30	21-3/8	44
S0340	30	27-3/4	59		XWS0340	45	27-3/4	59	DWS0340	60	27-3/4	59	SVS0340	22-1/2	27-3/4	59	LWS0340	30	21-3/8	59

If only a door assembly is required, model numbers become; Example: SDD135 RH

Shelf Door Cabinet*

	STANDARD HOUSING				EXTRA WIDE				DOUBLE WIDE				SMALL VERSION				SHALLOW DEPTH			
MODEL#	W IN.	D IN.	H IN.		MODEL#	W IN.	D IN.	H IN.	MODEL#	W IN.	D IN.	H IN.	MODEL#	W IN.	D IN.	H IN.	MODEL#	W IN.	D IN.	H IN.
SD0135 RH or LH	30	27-3/4	27		XWSD0135	45	27-3/4	27	DWSD0135	60	27-3/4	27	SVSD0135 RH or LH	22-1/2	27-3/4	27	LWSD0135 RH or LH	30	21-3/8	27
SD0155 RH or LH	30	27-3/4	30		XWSD0155	45	27-3/4	30	DWSD0155	60	27-3/4	30	SVSD0155 RH or LH	22-1/2	27-3/4	30	LWSD0155 RH or LH	30	21-3/8	30
SD0175 RH or LH	30	27-3/4	33		XWSD0175	45	27-3/4	33	DWSD0175	60	27-3/4	33	SVSD0175 RH or LH	22-1/2	27-3/4	33	LWSD0175 RH or LH	30	21-3/8	33
SD0200 RH or LH	30	27-3/4	37		XWSD0200	45	27-3/4	37	DWSD0200	60	27-3/4	37	SVSD0200 RH or LH	22-1/2	27-3/4	37	LWSD0200 RH or LH	30	21-3/8	37
SD0245 RH or LH	30	27-3/4	44		XWSD0245	45	27-3/4	44	DWSD0245	60	27-3/4	44	SVSD0245 RH or LH	22-1/2	27-3/4	44	LWSD0245 RH or LH	30	21-3/8	44
SD0340 RH or LH	30	27-3/4	59		XWSD0340	45	27-3/4	59	DWSD0340	60	27-3/4	59	SVSD0340 RH or LH	22-1/2	27-3/4	59	LWSD0340 RH or LH	30	21-3/8	59

**RH or LH specifies right hand or left hand hinged door.*

Shelf Cabinets

Shelves

Shelves for these cabinets (adjustable in increments of approximately 3/4 in.) must be ordered separately. No tools are required for shelf installation.

Shelf Door Locks

For security, shelf door cabinet locks are available.

Mesh Door

The Vidmar® Mesh Doors allow visibility inside the cabinet while keeping items out of reach of unauthorized users. The mesh allows for airflow to help evaporate moisture or the provide ventilation to heat-generating items. Designed with the needs of the military, police, and fire departments in mind for storage of critical response equipment. The mesh door is available in all sizes as an option to our solid steel door.

Shelves

MODEL#	SIZE	WEIGHT CAPACITY
CS40	25-1/4 in. x 27-1/4 in.	400 lbs. (181 kg)
CS80	25-1/4 in. x 27-1/4 in.	800 lbs. (363 kg)

**For shelves with a lip feature, add suffix "L" to Model#*
For shelves other than standard cabinets, add the appropriate prefix XW, DW, SV, or LW.

Shelf Door Locks

MODEL#	FOR USE WITH
SDL3401	340 Shelf Door Cabinet
SDL2451	245 Shelf Door Cabinet
SDL2001	200 Shelf Door Cabinet
SDL1751	175 Shelf Door Cabinet
SDL1551	155 Shelf Door Cabinet
SDL1351	135 Shelf Door Cabinet

Mesh Door

MODEL#	FOR USE WITH	DESCRIPTION
EMD135RH	Standard & LW	Door Assy-Exp Metal-S0135
EMD155RH	Standard & LW	Door Assy-Exp Metal-S0155
EMD175RH	Standard & LW	Door Assy-Exp Metal-S0175
EMD200RH	Standard & LW	Door Assy-Exp Metal-S0200
EMD245RH	Standard & LW	Door Assy-Exp Metal-S0245
EMD340RH	Standard & LW	Door Assy-Exp Metal-S0340
SVEMD135RH	SV & SL	Door Assy-Exp Metal-SV135
SVEMD155RH	SV & SL	Door Assy-Exp Metal-SV155
SVEMD175RH	SV & SL	Door Assy-Exp Metal-SV175
SVEMD200RH	SV & SL	Door Assy-Exp Metal-SV200
SVEMD245RH	SV & SL	Door Assy-Exp Metal-SV245
SVEMD340RH	SV & SL	Door Assy-Exp Metal-SV340
DWEMD135	DW & DL	Door Assy-Exp Metal-DW135
DWEMD155	DW & DL	Door Assy-Exp Metal-DW155
DWEMD175	DW & DL	Door Assy-Exp Metal-DW175
DWEMD200	DW & DL	Door Assy-Exp Metal-DW200
DWEMD245	DW & DL	Door Assy-Exp Metal-DW245
DWEMD340	DW & DL	Door Assy-Exp Metal-DW340
XWEMD135	XW & XL	Door Assy-Exp Metal-XW135
XWEMD155	XW & XL	Door Assy-Exp Metal-XW155
XWEMD175	XW & XL	Door Assy-Exp Metal-XW175
XWEMD200	XW & XL	Door Assy-Exp Metal-XW200
XWEMD245	XW & XL	Door Assy-Exp Metal-XW245
XWEMD340	XW & XL	Door Assy-Exp Metal-XW340

Computer Cabinets

Stanley® Vidmar® Computer Cabinets provide the platform for computer storage needs. Systems and configurations accommodate everything from shop floors to rugged military shipboards.

Standard 340 housing mounted on an 8 in. (203 mm) base, with hinged upper door with viewing window, roll-out shelf with fold-away keyboard tray, ventilating fan, roll-out printer shelf, six-outlet power strip, and double lower doors with lock.

Shallow Depth housing with an adjustable 400lb. capacity shelf with (3) adjustable shelf dividers, fold away keyboard drawer with MR latch feature which retains the drawer in an open or closed position, a recessed, 400 lb. capacity roll-out shelf with dividers and slide latch, and hide-away locking top and bottom flipper doors. Included are grommeted cord access holes, (2) four receptacle outlet strip, ventilating fan and reclosable tie-down strips for securing PC components and hinge-lock bar for added security.

Computer Cabinet

MODEL#	DESCRIPTION
PCC0340A	With Stationary base
PCM0340A	With mobile base — 6 in. (152 mm) wheels
MPT	Mouse pad tray
LWPCC	Shallow depth with flipper door
XLPCC	Extra wide shallow depth with flipper door

PCC0340A
30 in. W x 27-3/4 in. D x 65 in. H
(762 mm W x 711 mm D x 1651 mm H).

PCM0340A
30 in. W x 27-3/4 in. D x 65 in. H
(762 mm W x 711 mm D x 1651 mm H).

LWPCC
30 in. W x 22-1/2 in. D x 59 in. H
(762 mm W x 572 mm D x 1499 mm H)

XLPCC
45 in. W x 22-1/2 in. D x 59 in. H
(1143 mm W x 572 mm D x 1499 mm D)

Units include upper and lower flipper doors with locks, one adjustable shelf with adjustable dividers (3), one roll-out shelf with keyboard tray and one recessed roll-out shelf for manuals and bulk storage.

COMPUTER AND SAFETY CABINETS

Safety Cabinets

Stanley® Vidmar® Safety Cabinets are the simple, efficient solution to on-site storage of hazardous or dangerous liquids and materials. Cabinets are available for flammables, acids and corrosives, and paint and ink storage. Their bright HazMat based colors immediately identify them and their contents.

Every Stanley® Vidmar® Safety Cabinet is constructed of 18 gauge steel with double walls on top, sides, bottom and doors. All double walls integrate a 1-1/2 in. (38 mm) air space for added safety. All cabinets are equipped with two side vents, both with 2 in. (51 mm) threaded fittings, fire baffle and cap. All Stanley® Vidmar® Safety Cabinets are supplied with high-gloss, epoxy powder coatings inside and out for better protection against spills or splashes.

Acid/Corrosive Cabinet Models

Acid and Corrosive Storage Cabinets are ideal for use in storing small containers of up to 5 gal (19 L) of flammable and non-flammable acids and corrosive liquids. All surfaces are coated with blue, epoxy powder coating for superior protection against chemical spills or splashes. All cabinets are provided with high-density polyethylene shelf trays and cabinet bottom for all 30 gal (114 L) and 45 gal (170 L) cabinets.

Paint/Ink Cabinet Models

Paint and Ink Storage Cabinets safely store printing inks and other paint products. All Paint and Ink Storage Cabinets have a red, high-gloss, epoxy powder finish.

Flammable Cabinet Models

Flammable Cabinets keep required flammable liquids near work areas, and include grounding attachment. High-gloss, HazMat yellow finish. Meet OSHA requirements, meet NFPA Code 30 requirements, and meet FM approval.

Accessories

Additional shelves, polyethylene trays, and self closing kits can be added to any Stanley® Vidmar® Safety Cabinet from the list.

Acid/Corrosives Cabinet Models

DOOR SPECS	MODEL#*	CAPACITY	APPROVAL	WIDTH	DEPTH	HEIGHT	SHELF DEPTH	SHELVES	SHELF TRAYS	BTM TRAYS	WEIGHT
2 Doors	**CAC30M**	30 gal (114 L)	FM	43 in. (1092 mm)	18 in. (457 mm)	44 in. (1118 mm)	14-3/4 in. (375 mm)	1	1	1	253 lbs (115 kg)
2 Doors	**CAC45M**	45 gal (170 L)	FM	43 in. (1092 mm)	18 in. (457 mm)	65 in. (1651 mm)	14-3/4 in. (375 mm)	2	2	1	351 lbs (159 kg)
2 Doors	**CAC60M**	60 gal (227 L)	FM	31-1/4 in. (794 mm)	31-1/4 in. (794 mm)	65 in. (1651 mm)	28 in. (711 mm)	2	2	1	363 lbs (165 kg)

**M — Manual Doors*
Weight Includes Packaging

Paint/Ink Cabinet Models

DOOR SPECS	MODEL#*	CAPACITY	APPROVAL	WIDTH	DEPTH	HEIGHT	SHELF DEPTH	SHELVES	WEIGHT
2 Doors	**PIC40M**	40 gal (151 L)	FM	43 in. (1092 mm)	18 in. (457 mm)	44 in. (1118 mm)	14-3/4 in. (375 mm)	3	272 lbs (123 kg)
2 Doors	**PIC60M**	60 gal (227 L)	FM	43 in. (1092 mm)	18 in. (457 mm)	65 in. (1651 mm)	14-3/4 in. (375 mm)	5	380 lbs (172 kg)

Weight Includes Packaging

Flammables Cabinet Models

DOOR SPECS	MODEL#*	CAPACITY	APPROVAL	WIDTH	DEPTH	HEIGHT	SHELF DEPTH	SHELVES	WEIGHT
2 Doors	**FLC30M**	30 gal (114 L)	FM	43 in. (1092 mm)	18 in. (457 mm)	44 in. (1118 mm)	14-3/4 in. (375 mm)	1	247 lbs (112 kg)
2 Doors	**FLC30SC**	30 gal (114 L)	FM	43 in. (1092 mm)	18 in. (457 mm)	44 in. (1118 mm)	14-3/4 in. (375 mm)	1	257 lbs (117 kg)
Doors	**FLC45M**	45 gal (170 L)	FM	43 in. (1092 mm)	18 in. (457 mm)	65 in. (1651 mm)	14-3/4 in. (375 mm)	2	342 lbs (155 kg)
2 Doors	**FLC45SC**	45 gal (170 L)	FM	43 in. 1(092 mm)	18 in. (457 mm)	65 in. (1651 mm)	14-3/4 in. (375 mm)	2	353 lbs (160 kg)
2 Doors	**FLC60M**	60 gal (227 L)	FM	31-1/4 in. (794 mm)	31-1/4 in. (794 mm)	65 in. (1651 mm)	28 in. (711 mm)	2	354 lbs (161 kg)
2 Doors	**FLC60SC**	60 gal (227 L)	FM	31-1/4 in. (794 mm)	31-1/4 in. (794 mm)	65 in. (1651 mm)	28 in. (711 mm)	2	364 lbs (165 kg)

**M — Manual Doors*
Weight Includes Packaging

Accessories

TYPE	MODEL#	DESCRIPTION
Epoxy Coated Metal Shelf	**CAS-XX**	Specify capacity of 30, 45, or 60 gal (114, 170, or 227 L)*
Metal Shelf	**FLS-XX**	Specify capacity of 30, 45, or 60 gal (114, 170, or 227 L)*
Metal Shelf	**PIS-XX**	Specify capacity of 40 or 60 gal (151 or 227 L)*
Poly. Bottom Tray	**CAPBT-XX**	Specify capacity of 30, 45, or 60 gal (114, 170, or 227 L)*
Poly. Shelf Tray	**CAPST-XX**	Specify capacity of 30, 45, or 60 gal (114, 170, or 227 L)*
Adapter Kits	**FLAK**	All Flammable
Adapter Kits	**CAAK**	All Acid/Corrosive
Adapter Kits	**PIAK**	All Paint/Ink

**For "XX"*

STANLEY

Vidmar

Overhead Storage (OS) Cabinets

Overhead storage cabinets provide additional storage space above drawer cabinets, in existing or new cabinets. Modular to other Stanley® Vidmar® cabinets, OS cabinets are fully assembled, ready-to-use, and feature:

- Flat bottom surface for storage directly on bottom of cabinet without extra shelves or pans.
- Stackable up to two high for additional, modular storage of bulky items.
- Optional shelves with either 400 lb (181 kg) or 800 lb (362 kg) capacity. Shelf capacities are for static storage; mobile applications are half the static loads.
- Adjustable 9 in. (229 mm) and 12 in. (305 mm) shelf dividers for organized and identified storage locations.
- Optional, lockable doors for security and added protection.
- Available in the following heights:

HOUSING	HEIGHT
110	20.75 in. (527mm)
135	24.68 in. (627 mm)
155	27.83 in. (707 mm)
175	30.98 in. (787 mm)
200	34.91 in. (887 mm)
245	42.00 in. (1,067 mm)

OS Cabinet

Shelves

Doors

Shelf Dividers

Cabinets and Doors

For cabinets and doors, substitute cabinet height number for "XXX" in model numbers (ex.: OS245 is a 42 in., 1,067 mm cabinet).

Doors with Locks

For doors with locks, add "L" to end of Model #.

Shelves

For shelves, choose either 400 lb (181 kg) or 800 lb (362 kg) capacity; replace "40" with "80" in shelf model number for 800 lb capacity shelf.

Shelf Dividers

For shelf dividers order either 9 in. (229 mm), Model # SDV09, or 12 in. (305 mm) Model # SDV12. Same size versions are available for shallow depth cabinets: 9 in., Model # LWSDV09 and 12 in., Model # LWSDV12.

- Not for use in supporting other stacked cabinets in mezzanine or high-rise applications.

Overhead Storage Cabinets

CABINET STYLE	OS CABINET MODEL#	SHELF MODEL #	DOOR MODEL #	9" SHELF DIVIDERS	12" SHELF DIVIDERS
Standard	OSXXX	CS40	SDDXXX**	SDV09	SDV12
Small Version	SVOSXXX	SVCS40	SVSDD**	SDV09	SDV12
Shallow Depth	LWOSXXX	LWCS40	SDDXXX**	LWSDV09	LWSDV12
Extra Wide	XWOSXXX	XWCS40	XWOSDXXX	SDV09	SDV12
Double Wide	DWOSXXX	DWCS40	DWOSDXXX	SDV09	SDV12
Extra Wide Shallow Depth	XLOSXXX	XLCS40	XWOSDXXX	LWSDV09	LWSDV12
Double Wide Shallow Depth	DLOSXXX	DCS40	DWOSDXXX	LWSDV09	LWSDV12
Small Version Shallow Depth	SLOSXXX	SLCS40	SVSDDXXX**	LWSDV09	LWSDV12

**Fill in Cabinet model number for XXX, (i.e. 135, 155, 175 etc.)*
*** Specify Right Hand (RH) or Left Hand (LH) Hinged Door (i.e. SDDXXXLH)*

OVERHEAD STORAGE & VERTICAL DISPLAY

Vertical Display

The Vidmar® Vertical Display Cabinet stores tools hung on a pegboard behind locking Plexiglass bypass doors. It keeps tools visible and identifiable from a distance. This cabinet can be installed on most Stanley® Vidmar® Cabinets including standard, shallow depth and single or double wide models.

Vertical Display

MODEL #	HEIGHT	LENGTH	WIDTH
VDC30	30" (762 mm)	21" (543.05 mm)	30" (762 mm)
VDC60	30" (762 mm)	21" (543.05 mm)	60" (1524 mm)

Cabinet Connecting Hardware

Model # CCH-1.

- Allows for proper installation of two cabinets. (Multiple cabinets must be bolted together side-to-side or back-to-back).

CCH-1

CAK-1

CAK-2

Cabinet Anchoring Kits

- For securing single cabinets to the floor. (All cabinets should be securely fastened to the floor.)
- Kit consists of 2 screws, 2 washers and 2 anchors.
- Specify the appropriate hardware for your floor.

Cabinet Anchoring Kits

MODEL #	DESCRIPTION
CAK-1	For concrete floors
CAK-2	For wood floors



STANLEY
Vidmar

Anatomy of a Workstation

The Stanley® Vidmar® system lets you tailor workstations to your specific needs. You choose from the most popular configurations and add the components you need to do your kind of work. Because these workstations are built by Stanley Vidmar, you know you're getting high-quality, rugged, all-steel construction.

1. Stanley® Vidmar® Cabinet
The basic building block of the workstation is the cabinet. Workstation cabinets come in 30 in., 33 in. and 59 in. heights. Standard cabinets are 30 in. wide, and small-version cabinets are 22-1/2 in. wide. Both standard and small version cabinets are 27-3/4 in. deep.

2. Stanley® Vidmar® Drawers
Drawers come in 15 sizes from 2-1/4 in. to 13-1/4 in. high and are infinitely divisible to accommodate the widest possible assortment of articles. With Stanley® Vidmar® you can create a place for everything. Each drawer, regardless of height, can carry a load of up to 400 lbs (181 kg).

3. Work Surfaces
Work surfaces may be ordered in lengths, ranging from 30 in. (762 mm) to 120 in. (3048 mm) Options include Hardwood, Plastic, Static-Dissipative Materials, Steel and Stainless Steel.

4. Back and End Stops
Back and end stops may be ordered to help keep small parts from rolling off the work surface.

5. Riser Shelves and Back Panels
Working area and efficiency are increased with riser shelves. These shelves provide ready space for test instruments, components, and a convenient place to keep tools out of the way.

6. Accessories
Stanley Vidmar offers a full complement of workstation accessories, from footrests to electrical outlet strips so you can set up each workstation to suit your specific needs.

7. Fluorescent Lights
Choose one of three sizes of fluorescent lights available from Stanley Vidmar to light your workspace.

Available in ESD Protective or StaticGard™
With special non-flaking, black, static-dissipative paint, conductive work surface, and appropriate accessories, any cabinet can be part of a static-safe work environment.

Built-in Pallet Feet Provide Extra Mobility
Integral to the base of each cabinet are built-in pallet feet to make moving – even fully loaded – an easy job. Cabinets may be moved from the front or back.

Ergonomically Designed Workstations
Available.

Using modular cabinets outfitted with a combination of drawers, doors, and casters, several state-of-the-art mobile workstations were built for the Valvoline race team.

Because they're versatile and can be configured in a vast number of ways, Stanley® Vidmar® modular cabinets are found in a variety of industries and applications.

Stanley® Vidmar® workstations are available with a variety of work surfaces. Options include hardwood, plastic, dissipative material, steel plates, and stainless steel.

Workstations & Benching

Type A Straight Workstations

These attractive, rugged workstations are designed to meet today's demanding benching requirements. The modular characteristics of the workstations provide many different benching options. And when relocation becomes necessary, moving the modular workstation is easy. Disassembly is simple, as is moving fully loaded cabinets. To meet your specific workstation needs, simply select the exact storage components and work surface that match your requirements. And remember… you can always add to any modular workstation when expansion becomes necessary.

Type A

Specific Configurations

A-1

A-2

A-3

A-4

A-5

A-6

A-7

A-8

A-9

A-10

A-11

A-12

Workstations & Benching

Type B Corner Workstations

Stanley® Vidmar® corner workstations fill a specific need in benching requirements for corner and right-angle configurations. Wasted corner space is eliminated. Cabinets, work surfaces, and a complete line of accessories flow at right angles for maximum operator efficiency and convenience. Drawer storage is never more than a comfortable arm's length away. Right-angle capabilities now offer unlimited work center layouts in clusters configured face-to-face, back-to-back, or side-by-side to take full advantage of available space, lighting, and room layout.

Type B

Specific Configurations

B-1

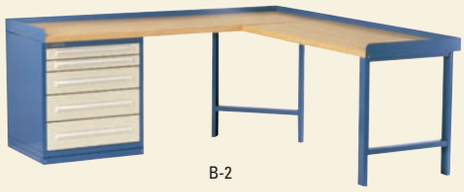

B-2

B-3



B-4

B-5

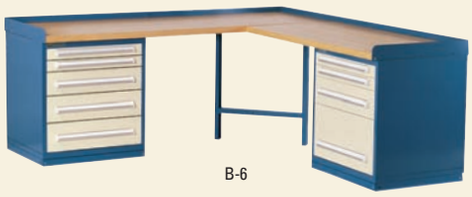

B-6

B-7

B-8

Workstations & Benching

Type C Hi-Lo Workstations

Hi-lo workstations offer a wide variety of configurations with maximum storage capacity by using the full range of modular storage drawer cabinets with various work surface designs. You may select the right combinations that meet your workstation requirements without being restricted by floor space allocations and materials to be stored or used in the workstation. Drawers can be easily arranged so their labels, compartments, and contents are always facing the operator, in order to keep moving, reaching, and lifting to a minimum.

Type C

Specific Configurations



C-1



C-2



C-3



C-4

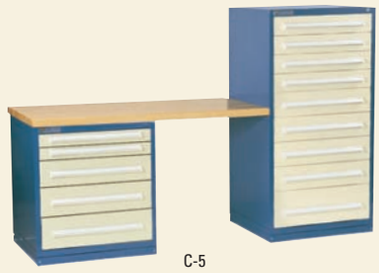

C-5

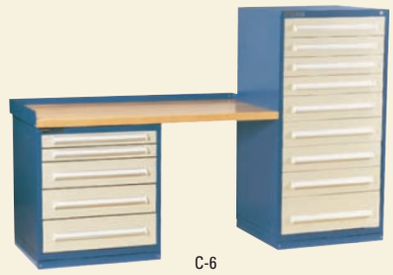

C-6

C-7

C-8

Workstations & Benching

Type D Center Workstations

This center cabinet configuration is ideal for two-person workstations where each worker uses common parts and supplies, or shares work in process. Additional cabinets can be added so that each worker has parts and supplies specifically needed for an operation, and can draw on parts from the central, common storage cabinet. As with all workstations, there's no need to bend or stoop to look into hidden shelves, because the heavy-duty Stanley® Vidmar® drawers roll easily out of the cabinets into full view for maximum efficiency.

Type D

Specific Configurations

D-1

D-2

D-3

D-4

D-5

D-6

D-7

D-8

D-9



D-10



D-11



D-12

Standard Cabinets

Choose from 15 drawer sizes and 8 drawer interiors for standard size cabinets. Standard cabinets measure 30 in. (762 mm) wide by 27-3/4 in. (705 mm) deep. Cabinet heights vary from 30 in. (762 mm) to 59 in. (1499 mm). All cabinets below work surface must be same height.

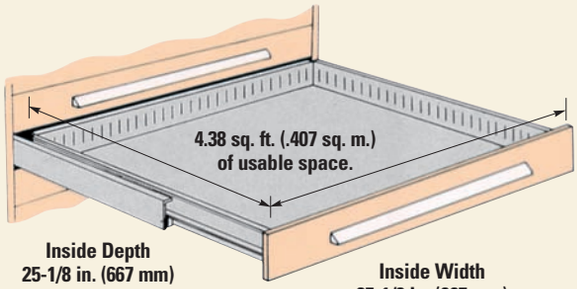

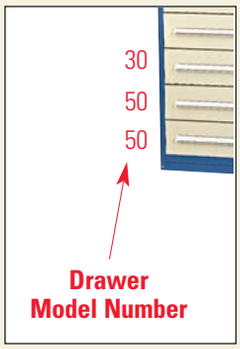



MODEL#	USABLE HEIGHT IN.	(MM)
20	2-1/4 in.	(57 mm)
25	3 in.	(76 mm)
30	3-7/8 in.	(98 mm)
35	4-5/8 in.	(117 mm)
40	5-3/8 in.	(137 mm)
45	6-1/4 in.	(159 mm)
50	7 in.	(178 mm)
55	7-3/4 in.	(197 mm)
60	8-1/2 in.	(216 mm)
65	9-3/8 in.	(240 mm)
70	10-1/8 in.	(257 mm)
75	10-7/8 in.	(276 mm)
80	11-3/4 in.	(292 mm)
85	12-1/2 in.	(318 mm)
90	13-1/4 in.	(337 mm)

Interiors Loading Diagrams (LD)

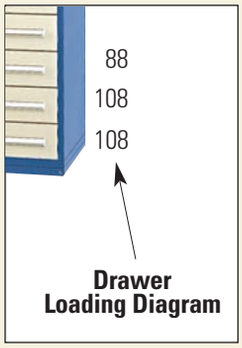

LD48
32 Compartments
2-5/8 in. x 6-1/8 in.
(67 mm x 156 mm)

LD55
36 Compartments
3-1/2 in. x 3-7/8 in.
(89 mm x 98 mm)

LD68
20 Compartments
4-1/4 in. x 6-1/8 in.
(108 mm x 156 mm)

LD108
12 Compartments
7-1/2 in. x 6-1/8 in.
(191 mm x 156 mm)

LD168
8 Compartments
12-1/4 in. x 6-1/8 in.
(311 mm x 156 mm)

LD58
24 Compartments
3-1/2 in. x 6-1/8 in.
(89 mm x 156 mm)

LD88
16 Compartments
5-7/8 in. x 6-1/8 in.
(149 mm x 156 mm)

LD3232
1 Compartment
25-1/8 in. x 25-1/8 in.
(638 mm x 638 mm)



30 in. (762 mm) High

Workstation Cabinets:
Drawer and Shelf Door Cabinets

SEP1401AL
6 Drawers
136 Compartments
Usable Drawer Heights
3 in. (76 mm)
3-7/8 in. (98 mm)
352 lbs. (160 kg.) Shipping Weight

SEP1402AL
6 Drawers
132 Compartments
Usable Drawer Heights
2-1/4 in. (57 mm)
3 in. (76 mm)
6-1/4 in. (159 mm)
353 lbs. (160 kg.) Shipping Weight

SEP1404AL
4 Drawers
56 Compartments
Usable Drawer Heights
4-5/8 in. (117 mm)
5-3/8 in. (137 mm)
292 lbs. (132 kg.) Shipping Weight

SEP1405AL
4 Drawers
68 Compartments
Usable Drawer Heights
2-1/4 in. (57 mm)
3-7/8 in. (98 mm)
4-5/8 in. (117 mm)
10-1/8 in. (257 mm)
288 lbs. (131 kg.) Shipping Weight

SEP1406AL
3 Drawers
28 Compartments
Usable Drawer Heights
7 in. (178 mm)
7-3/4 in. (197 mm)
260 lbs. (118 kg.) Shipping Weight

SEP1407AL
2 Drawers
16 Compartments
Usable Drawer Heights
10-7/8 in. (276 mm)
11-3/4 in. (292 mm
224 lbs. (102 kg.) Shipping Weight

SEP1411AL
3 Drawers
40 Compartments
Usable Drawer Heights
4-5/8 in. (117 mm)
8-1/2 in. (216 mm)
260 lbs. (118 kg.) Shipping Weight

SD155LH1AL
(Left Hinge — Shown)
SD155RHIAL
(Right Hinge)
1 Shelf and Bottom Pan
180 lbs. (82 kg.) Shipping Weight

RP1413AL
1 Drawer
16 Compartments
1 Shelf and Bottom Pan
Usable Drawer Height
2-1/4 in. (57 mm)
203 lbs. (92 kg.) Shipping Weight



33 in. (838 mm) High

Workstation Cabinets:
Drawer Cabinets

SEP1001AL
7 Drawers
152 Compartments
Usable Drawer Height
3 in. (76 mm)
388 lbs. (176 kg.) Shipping Weight

SEP1002AL
7 Drawers
140 Compartments
Usable Drawer Heights
2-1/4 in. (57 mm)
3-7/8 in. (98 mm)
4-5/8 in. (117 mm)
392 lbs. (178 kg.) Shipping Weight

SEP1004AL
6 Drawers
108 Compartments
Usable Drawer Heights
2-1/4 in. (57 mm)
3 in. (76 mm)
3-7/8 in. (98 mm)
7 in. (178 mm)
361 lbs. (164 kg.) Shipping Weight

SEP1012AL
5 Drawers
76 Compartments
Usable Drawer Heights
3-7/8 in. (98 mm)
5-3/8 in. (137 mm)
6-1/4 in. (159 mm)
332 lbs. (151 kg.) Shipping Weight

SEP1019AL
5 Drawers
84 Compartments
Usable Drawer Heights
2-1/4 in. (57 mm)
5-3/8 in. (137 mm)
6-1/4 in. (159 mm)
7 in. (178 mm)
333 lbs. (151 kg.) Shipping Weight

SEP1023AL
5 Drawers
92 Compartments
Usable Drawer Heights
2-1/4 in. (57 mm)
3 in. (76 mm)
3-7/8 in. (98 mm)
5-3/8 in. (137 mm)
8-1/2 in. (216 mm)
334 lbs. (152 kg.) Shipping Weight





33 in. (838 mm) High (Continued)

Workstation Cabinets:
Drawer and Shelf Door Cabinets



SEP1027AL
5 Drawers
80 Compartments
Usable Drawer Heights
2-1/4 in. (57 mm)
3 in. (76 mm)
7 in. (178 mm)
8-1/2 in. (216 mm)
329 lbs. (150 kg.) Shipping Weight

SEP1031AL
4 Drawers
56 Compartments
Usable Drawer Heights
5-3/8 in. (137 mm)
6-1/4 in. (159 mm)
304 lbs. (138 kg.) Shipping Weight

SEP1037AL
4 Drawers
68 Compartments
Usable Drawer Heights
2-1/4 in. (57 mm)
6-1/4 in. (159 mm)
13-1/4 in. (337 mm)
297 lbs. (135 kg.) Shipping Weight

SEP1039AL
3 Drawers
28 Compartments
Usable Drawer Heights
7-3/4 n. (197 mm)
8-1/2 in. (216 mm)
297 lbs. (135 kg.) Shipping Weight

SEP1043AL
3 Drawers
36 Compartments
Usable Drawer Heights
6-1/4 in. (159 mm)
8-1/2 in. (216 mm)
10-1/8 in. (257 mm)
270 lbs. (122 kg.) Shipping Weight

SEP1045AL
2 Drawers
16 Compartments
Usable Drawer Heights
12-1/2 in. (318 mm)
13-1/4 in. (337 mm)
231 lbs. (105 kg.) Shipping Weight

SEP1064AL
4 Drawers
56 Compartments
Usable Drawer Heights
3-7/8 in. (98 mm)
6-1/4 in. (159 mm)
7 in. (178 mm)
302 lbs. (137 kg.) Shipping Weight

SEP1071AL
3 Drawers
36 Compartments
Usable Drawer Heights
5-3/8 in. (137 mm)
6-1/4 in. (159 mm)
13-1/4 in. (337 mm)
266 lbs. (121 kg.) Shipping Weight

SD175LH1AL
(Left Hinge — Shown)
SD175RHIAL
(Right Hinge)
1 Shelf and Bottom Pan
186 lbs. (84 kg.) Shipping Weight

RP1078AL
2 Drawers
52 Compartments
1 Shelf and
Bottom Pan
Usable Drawer Height
2-1/4 in. (57 mm)
269 lbs. (122 kg.) Shipping Weight

RP1080AL
1 Drawer
16 Compartments
1 Shelf and
Bottom Pan
Usable Drawer Height
5-3/8 in. (137 mm)
244 lbs. (111 kg.) Shipping Weight

RP1082AL
1 Drawer
32 Compartments
1 Shelf and
Bottom Pan
Usable Drawer Height
2-1/4 in. (57 mm)
221 lbs. (100 kg.) Shipping Weight

STANDARD CABINETS

59 in. (1499 mm) High

Workstation Cabinets:
Drawer and Shelf Door Cabinets



SEP3026AL
14 Drawers
300 Compartments
Usable Drawer Heights
2-1/4 in. (57 mm)
3 in. (76 mm)
3-78 in. (98 mm)
688 lbs. (312 kg.) Shipping Weight



SEP3126AL
10 Drawers
164 Compartments
Usable Drawer Heights
2-1/4 in. (57 mm)
3-78 in. (98 mm)
5-3/8 in. (137 mm)
8-1/2 in. (216 mm
565 lbs. (256 kg.) Shipping Weight



SEP3140AL
9 Drawers
144 Compartments
Usable Drawer Heights
3-78 in. (98 mm)
4-5/8 in. (117 mm)
5-3/8 in. (137 mm)
6-1/4 in. (159 mm)
536 lbs. (243 kg.) Shipping Weight



SEP3155AL
9 Drawers
144 Compartments
Usable Drawer Heights
2-1/4 in. (57 mm)
3-78 in. (98 mm)
7 in. (178 mm)
11-3/4 in. (292 mm)
529 lbs. (240 kg.) Shipping Weight

SEP3157AL
8 Drawers
112 Compartments
Usable Drawer Heights
5-3/8 in. (137 mm)
6-1/4 in. (159 mm)
508 lbs. (230 kg.) Shipping Weight

SEP3203AL
6 Drawers
64 Compartments
Usable Drawer Heights
6-1/4 in. (159 mm)
7 in. (178 mm)
8-1/2 in. (216 mm)
11-3/4 in. (292 mm)
436 lbs. (198 kg.) Shipping Weight

SEP3214AL
5 Drawers
37 Compartments
Usable Drawer Heights
7 in. (178 mm)
8-1/2 in. (216 mm)
10-1/8 in. (257 mm)
13-1/4 in. (337 mm)
292 lbs. (178 kg.) Shipping Weight

SD340L2AAL
(Left Hinge — Shown)
SD340R2AAL
(Right Hinge)
2 Shelves and Bottom Pan, No Door S340
255 lbs. (160 kg.) Shipping Weight

Open Bench Legs

- Formed steel leg units predrilled for fastening.
- Manufactured with knockouts for standard two-outlet electrical fixtures. (Fixtures and electrical work are not available from Stanley Vidmar.)

Panel Bench Legs

- Combination of open bench legs and panels.

Side Panels

- Designed to fit exactly into open bench leg and bolt easily into place.

Back Stops

- Flat steel panels used to enclose lower 3 in. (76 mm) of rear of riser shelf.
- Predrilled for fastening to riser shelf and bench top. (Same basic design as back panel, except only 3-3/4 in. [92 mm] high.)

End Stops

- Flat steel panels with rear portions formed and pierced for attachment to backstops and/or riser shelves.
- Supplied in a pair for left and right ends of bench unit.

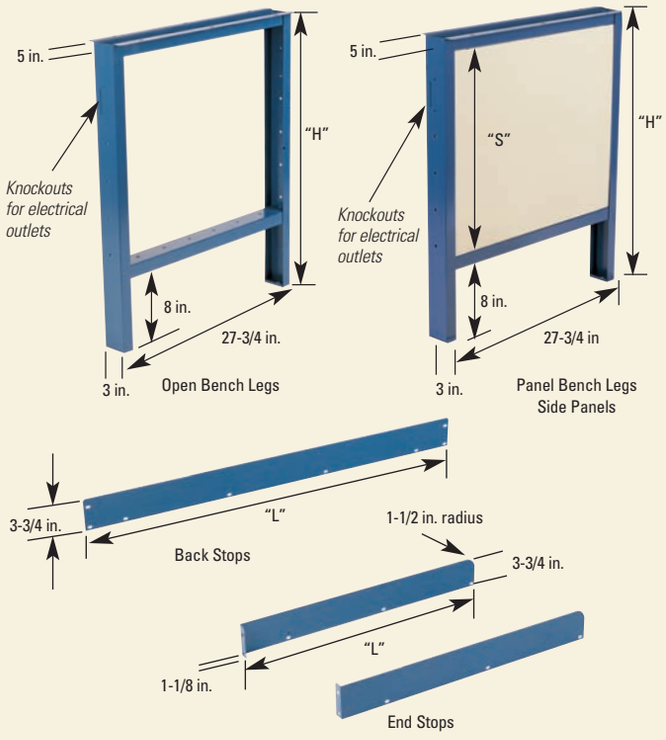

Open Bench Legs

MODEL#	DESCRIPTION	HEIGHT IN.	HEIGHT (MM)
BL1351	For 135 Cab. with Pallet Feet	26.85 in.	(682 mm)
BL1352	For 135 Cab. with HNF	24.72 in.	(628 mm)
BL1353	For 135 Cab. with RB	29.85 in.	(758 mm)
BL1354	For 135 Cab. with RB and HNF	27.72 in.	(704 mm)
BL1355	For 135 Cab. with Channel Base	25.44 in.	(646 mm)
BL1551	For 155 Cab. with Pallet Feet	30.00 in.	(762mm)
BL1552*	For 155 Cab. with HNF	27.87 in.	(708 mm)
BL1553	For 155 Cab. with RB	33.00 in.	(838 mm)
BL1554	For 155 Cab. with RB and HNF	30.84 in.	(783 mm)
BL1555	For 155 Cab. with Channel Base	28.62 in.	(727 mm)
BL1751	For 175 Cab. with Pallet Feet	33.15 in.	(842 mm)
BL1752	For 175 Cab. with HNF	31.02 in.	(788 mm)
BL1753	For 175 Cab. with RB	36.15 in.	(918 mm)
BL1754	For 175 Cab. with RB and HNF	34.02 in.	(864 mm)
BL1755	For 175 Cab. with Channel Base	31.77 in.	(807 mm)
BL2001	For 200 Cab. with Pallet Feet	37.09 in.	(942 mm)
BL2002	For 200 Cab. with HNF	34.95 in.	(888 mm)
BL2003	For 200 Cab. with RB	40.09 in.	(1018 mm)
BL2004	For 200 Cab. with RB and HNF	37.95 in.	(964 mm)
BL2005	For 200 Cab. with Channel Base	35.68 in.	(906 mm)
BL2451	For 245 Cab. with Pallet Feet	44.17 in.	(1122 mm)
BL2452	For 245 Cab. with HNF	42.04 in.	(1068 mm)
BL2453	For 245 Cab. with RB	47.17 in.	(1198 mm)
BL2454	For 245 Cab. with RB and HNF	45.01 in.	(1143 mm)
BL2455	For 245 Cab. with Channel Base	42.76 in.	(1086 mm)

Panel Bench Legs

MODEL#	DESCRIPTION	HEIGHT IN.	HEIGHT (MM)
PBL1351	For 135 Cab. with Pallet Feet	26.76 in.	(680 mm)
PBL1353	For 135 Cab. with RB	29.76 in.	(756 mm)
PBL1551	For 155 Cab.with Pallet Feet	29.91 in.	(760 mm)
PBL1553	For 155 Cab. with RB	32.91 in.	(836 mm)
PBL1751	For 175 Cab.with Pallet Feet	33.06 in.	(840 mm)
PBL1753	For 175 Cab. with RB	36.06 in.	(916 mm)
PBL2001	For 200 Cab.with Pallet Feet	37.00 in.	(940 mm)
PBL2003	For 200 Cab. with RB	40.00 in.	(1016 mm)
PBL2451	For 245 Cab.with Pallet Feet	44.08 in.	(1119 mm)
PBL2453	For 245 Cab. with RB	47.08 in.	(1195 mm)

Side Panels

MODEL#	DESCRIPTION	HEIGHT IN.	HEIGHT (MM)
BLSP16	For use with BL1351	15.94 in.	(405 mm)
BLSP19	For use with BL1353 and BL1551	18.94 in.	(481 mm)
BLSP22	For use with BL1553 and BL1751	22.09 in.	(561 mm)
BLSP25	For use with BL1753	25.24 in.	(641 mm)
BLSP28	For use with BL2003	29.18 in.	(741 mm)
BLSP33	For use with BL2451	33.26 in.	(845 mm)
BLSP36	For use with BL2453	36.26 in.	(921 mm)

Back Stops

MODEL#	LENGTH IN.	LENGTH (MM)
BS330	30 in.	(762 mm)
BS342	42 in.	(1067 mm)
BS345	45 in.	(1143 mm)
BS348	48 in.	(1219 mm)
BS360	60 in.	(1524 mm)
BS372	72 in.	(1829 mm)
BS384	84 in.	(2134 mm)
BS396	96 in.	(2438 mm)
BS3120	120 in.	(3048 mm)

End Stops

MODEL#	LENGTH IN.	LENGTH (MM)
ES328	27-3/4 in.	(705 mm)
ES330	30 in.	(762 mm)
ES336	36 in.	(914 mm)

*Stanley® Vidmar® Quick Ship products

Bench Riser Shelves/ Corner Riser Shelves (A,B)

- Ideal for getting tools, test and other equipment off work surface.
- 12 in. (305 mm) deep.
- Available in fixed 14 in. (356 mm) height or adjustable height from 12 to 22 in. (305 to 559 mm).

Workstation Riser Shelves/ Corner Riser Shelves (C,D)

- Available in fixed 15 in. (381 mm) height or adjustable height from 12 to 22 in. (305 to 559 mm).
- Power (110V) can be supplied to workstation through uprights, shelves, or both. (Options below.)
- 12 in. (305 mm) deep.

A

B

C

(Power support shown.)

D

(Non-power support shown.)

Fixed Height Bench Riser Shelves/Corner Riser Shelves (A)

MODEL#	FIXED HEIGHT	SHELF MATERIAL	POWER	CORNER RISER MODEL#
***BFS30, 36, 42, 48, 54, 60, 72, 84, 96**	12 in. x 14 in. (305 mm x 356 mm)	Steel	See Electrical Outlet Strip Chart	CBFS30
***BFH30, 36, 42, 48, 54, 60, 72, 84, 96**	12 in. x 14 in. (305 mm x 356 mm)	Ash Hardwood (add 1-1/4 in. {32 mm} to height)		CBFH30

**Note: To order back panels (fixed risers only), use BPBFS 30/36/42/48/54/60/72/84/96 for steel and hardwood shelves.*

Adjustable Height Bench Riser Shelves/Corner Riser Shelves (B)

MODEL#	ADJUSTABLE HEIGHT	SHELF MATERIAL	POWER	CORNER RISER MODEL#
***BAS30, 36, 42, 48, 54, 60 ,72, 84, 96**	12 in. x 12 in.-22 in. (305 mm x 305 mm-559 mm)	Steel	See Electrical Outlet Strip Chart	CBAS30
See WAH below		Hardwood		See CWAH30 below

**Note: To order back panels (fixed risers only), use BPBFS 30/36/42/48/54/60/72/84/96 for steel and hardwood shelves.*

Fixed Height Workstation Riser Shelves/Corner Riser Shelves (C)

MODEL#	FIXED HEIGHT	SHELF MATERIAL	POWER	CORNER RISER MODEL#
***WFS30, 36, 42, 48, 54, 60, 72, 84, 96**	12 in. x 15 in. (305 mm x 381 mm)	Steel	None	CWFS30
***WFS30P, 36P, 42P, 48P, 54P, 60P, 72P, 84P, 96P**	12 in. x 15 in. (305 mm x 381 mm)	Steel	Shelf and supports (with GFCI)	CWFS30
***WFH30, 36, 42, 48, 54, 60, 72, 84, 96**	12 in. x 15 in. (305 mm x 381 mm)	Hardwood	None	CWFH30
***WFH30P, 36P, 42P, 48P, 54P, 60P, 72P, 84P, 96P**	12 in. x 15 in. (305 mm x 381 mm)	Hardwood	Supports only (with GFCI)	CWFH30

**Note: To order back panels (fixed risers only), use BPWFS 30/36/42/48/54/60/72/84/96 for steel surfaces, and BPWFH 30/36/42/48/54/60/72/84/96 for hardwood surfaces.*

Adjustable Height Workstation Riser Shelves/Corner Riser Shelves (D)

MODEL#	ADJUSTABLE HEIGHT	SHELF MATERIAL	POWER	CORNER RISER MODEL#
WAS30, 36, 42, 48, 54, 60, 72, 84, 96	12 in. x 12 in.-22 in. (305 mm x 305 mm-559 mm)	Steel	None	CWAS30
WAS30P, 36P, 42P, 48P, 54P, 60P, 72P, 84P, 96P	12 in. x 12 in.-22 in. (305 mm x 305 mm-559 mm)	Steel	Shelf only (with GFCI)	CWAS30
WAH30, 36, 42, 48, 54, 60, 72, 84, 96	12 in. x 12 in.-22 in. (305 mm x 305 mm-559 mm)	Hardwood (add 1/4 in. [6 mm] to height)	See Electrical Outlet Strip Chart If Power Is Required	CWAH30

STANLEY Vidmar

Back Panels (A,B)

- Formed steel panel used to completely enclose rear of riser shelf.
- Predrilled for fastening to riser shelf and bench top.
- Support braces supplied with riser shelf are not used when optional back panel is utilized.



Back Panels (A,B)

Stringer, Footrest and Footrest Shelves

- Used between cabinets or between bench leg and cabinet.
- Stringers and bench legs are predrilled.

Stringer

Footrest

Footrest/Shelf

Back Panels: Fixed Bench Risers (Use with BFS Risers.) (A)

MODEL#	DESCRIPTION	LENGTH IN.	LENGTH (MM)
BPBFS30	Fixed steel	30 in.	(762 mm)
BPBFS36	Fixed steel	36 in.	(914 mm)
BPBFS42	Fixed steel	42 in.	(1067 mm)
BPBFS48	Fixed steel	48 in.	(1219 mm)
BPBFS54	Fixed steel	54 in.	(1372 mm)
BPBFS60	Fixed steel	60 in.	(1524 mm)
BPBFS72	Fixed steel	72 in.	(1829 mm)
BPBFS84	Fixed steel	84 in.	(2134 mm)
BPBFS96	Fixed steel	96 in.	(2438 mm)
BPBFS30	Fixed Hardwood	30 in.	(762 mm)
BPBFS36	Fixed Hardwood	36 in.	(914 mm)
BPBFS42	Fixed Hardwood	42 in.	(1067 mm)
BPBFS48	Fixed Hardwood	48 in.	(1219 mm)
BPBFS54	Fixed Hardwood	54 in.	(1372 mm)
BPBFS60	Fixed Hardwood	60 in.	(1524 mm)
BPBFS72	Fixed Hardwood	72 in.	(1829 mm)
BPBFS84	Fixed Hardwood	84 in.	(2134 mm)
BPBFS96	Fixed Hardwood	96 in.	(2438 mm)

Back Panels: Workstation Risers (B)

MODEL#	DESCRIPTION	LENGTH IN.	LENGTH (MM)
BPWFS30	Fixed steel	30 in.	(762 mm)
BPWFS36	Fixed steel	36 in.	(914 mm)
BPWFS42	Fixed steel	42 in.	(1067 mm)
BPWFS48	Fixed steel	48 in.	(1219 mm)
BPWFS54	Fixed steel	54 in.	(1372 mm)
BPWFS60	Fixed steel	60 in.	(1524 mm)
BPWFS72	Fixed steel	72 in.	(1829 mm)
BPWFS84	Fixed steel	84 in.	(2134 mm)
BPWFS96	Fixed steel	96 in.	(2438 mm)
BPWFCXX30	Fixed Hardwood	30 in.	(762 mm)
BPWFCXX36	Fixed Hardwood	36 in.	(914 mm)
BPWFCXX42	Fixed Hardwood	42 in.	(1067 mm)
BPWFCXX48	Fixed Hardwood	48 in.	(1219 mm)
BPWFCXX54	Fixed Hardwood	54 in.	(1372 mm)
BPWFCXX60	Fixed Hardwood	60 in.	(1524 mm)
BPWFCXX72	Fixed Hardwood	72 in.	(1829 mm)
BPWFCXX84	Fixed Hardwood	84 in.	(2134 mm)
BPWFCXX96	Fixed Hardwood	96 in.	(2438 mm)

Stringer (Use with WFS Risers.)

MODEL#	DESCRIPTION	WORKSTATION TOP SIZES IN. (MM) 60 IN. (1524 MM)	72 IN. (1829 MM)	84 IN. (2134 MM)	90 IN. (2286 MM)	96 IN. (2438 MM)	120 IN. (3048 MM)
STCCXXX	Std. Cabinet to Std. Cabinet	-	-	024	030	036	060
STBCXXX	Bench Leg to Std. Cabinet	030	042	054	060	066	090
STCCXXX	Sm. Version Cab. to Sm. Version Cab.	-	027	039	045	051	075
STBCXXX	Bench Leg to Sm. Version Cab	037	049	061	067	073	097
STCCXXX	Std. Cabinet to Sm. Version Cab.	-	019	031	037	043	067
BLFRXX	Bench Leg to Bench Leg	60	72	84	90	96	120

Not Available on Corner Workstations

Footrest

MODEL#	DESCRIPTION	WORKSTATION TOP SIZES IN. (MM) 60 IN. (1524 MM)	72 IN. (1829 MM)	84 IN. (2134 MM)	90 IN. (2286 MM)	96 IN. (2438 MM)	120 IN. (3048 MM)
FRCCXXX	Std. Cabinet to Std. Cabinet	-	-	024	030	036	060
FRBCXXX	Bench Leg to Std. Cabinet	030	042	054	060	051	090
FRCCXXX	Sm. Version Cab. to Sm. Version Cab.	-	027	039	045	051	075
FRBCXXX	Bench Leg to Sm. Version Cab.	037	049	061	067	073	097
FRCCXXX	Std. Cabinet to Sm. Version Cab.	-	019	031	037	043	097
BLFRXX	Bench Leg to Bench Leg	60	72	84	90	96	120

Not Available on Corner Workstations

Footrest/Shelf

MODEL#	DESCRIPTION	WORKSTATION TOP SIZES IN. (MM) 60 IN. (1524 MM)	72 IN. (1829 MM)	84 IN. (2134 MM)	90 IN. (2286 MM)	96 IN. (2438 MM)	120 IN. (3048 MM)
SHCCXXX	Std. Cabinet to Std. Cabinet	-	-	024	030	036	060
SHBCXXX	Bench Leg to Std. Cabinet	030	042	054	060	066	090
SHCCXXX	Sm. Version Cab. to Sm. Version Cab.	-	027	039	045	051	075
SHBCXXX	Bench Leg to Sm. Version Cab.	037	049	061	067	073	097
SHCCXXX	Std. Cabinet to Sm. Version Cab.	-	019	031	037	043	067
BLSXX	Bench Leg to Bench Leg	60	72	84	90	96	120

Not Available on Corner Workstations

Under the Bench Pre-Configurated Cabinets

(Not Shown)
Available in six footprints:

1. Standard - 30 in. W x 27-3/4 in. D (UB0040, UB0060, UB0090, UB0110)
2. Shallow Depth - 30 in. W x 21-3/8 in. D (LWUB0040, LWUB0060, LWUB00110)
3. Small Version - 22-1/2 in. W x 27-3/4 in. D (SVUB0040, SVUB060, SVUB0090, SVUB0110)
4. Extra Wide - 45 in. W x 27-3/4 in. D (XWUB0040, XWUB0060, XWUB0090)
5. Extra Wide Shallow Depth - 45 in. W x 21-3/8 in. D (XLUB0040, XLUB0090)
6. Double Wide - 60 in. W x 27-3/4 in. D (DWUB0040, DWUB0060, DWUB0090)

- Ideal for suspending from hardwood work surfaces.
- Provides same durable storage capabilities as with full-size Vidmar® cabinets.
- UB cabinets allow for same drawer modularity as conventional cabinets. (Total drawer "points" must equal cabinet model number.)

Bookcase Riser

- Specially made to support bookcases

Splice Kits

Model # SP 28 in. (711 mm) long.

- Includes predrilled metal plate and attaching hardware.
- Used when joining two tops to form a corner workstation.

Electrical Outlet Strips and Lights

- Attach to the face or rear of a bench riser, a work surface shelf, or to a backstop located at the rear of a worksurface.
- Part numbers ending in P are available in silver gray, enamel finish, prewired with plug; part numbers not ending in P are beige (with wiring instructions.)
- Prewired strips are less than 2 in. (51 mm) square, have a 15 amp circuit breaker, a snap-clip mounting system, and are UL listed and CSA Certified.*
- Fluorescent lights are available in lengths of 18 in., 36 in. and 48 in.

Notes: *Power to workstation should be wired through GFCI receptacle. Factory installation not available for electrical outlet strips.*

* Bench accessories are not predrilled for electrical outlet strips.

Under the Bench Pre-Configurated Cabinets

MODEL#	# & TYPE OF DRAWERS	CABINET HEIGHT IN.	(MM)
UB40202	2 of #20	9-3/4 in.	(248 mm)
UB40401	1 of #40	9-3/4 in.	(248 mm)
UB60203	3 of #20	12-7/8 in.	(372 mm)
UB60302	2 of #30	12-7/8 in.	(372 mm)
UB60201401	1 of #20, 1 of #40	12-7/8 in.	(372 mm)
UB60601	1 of #60		
AVAILABLE IN :	**HOUSING MODEL**	**HEIGHT**	
	40	9-3/4 in. (248 mm)	
	60	12-7/8 in. (372 mm)	
	90	17-5/8 in. (448 mm)	
	110	20-3/4 in. (527 mm)	



Bookcase Riser

Bookcase Riser

MODEL#	DESCRIPTION	HEIGHT IN.	(MM)	LENGTH IN.	(MM)	APPLICATION
BKR3014	Riser	14 in.	(356 mm)	30 in.	(762 mm)	One Standard Width Bookcase
BKR3021	Riser	21 in.	(533 mm)	30 in.	(762 mm)	One Standard Width Bookcase
BKR3024	Riser	24 in.	(610 mm)	30 in.	(762 mm)	One Standard Width Bookcase
BKR4514	Riser	14 in.	(356 mm)	45 in.	(1143 mm)	One Extra Wide Bookcase
BKR4521	Riser	21 in.	(533 mm)	45 in.	(1143 mm)	One Extra Wide Bookcase
BKR4524	Riser	24 in.	(610 mm)	45 in.	(1143 mm)	One Extra Wide Bookcase
BKR6014	Riser	14 in.	(356 mm)	60 in.	(1524 mm)	One Double Wide or Two Standard Bookcases
BKR6021	Riser	21 in.	(533 mm)	60 in.	(1524 mm)	One Double Wide or Two Standard Bookcases
BKR6024	Riser	24 in.	(610 mm)	60 in.	(1524 mm)	One Double Wide or Two Standard Bookcases
BKR9014	Riser	14 in.	(356 mm)	90 in.	(2286 mm)	Three Standard, Two Extra Wide, or One Double Wide and One Standard Bookcase
BKR9021	Riser	21 in.	(533 mm)	90 in.	(2286 mm)	Three Standard, Two Extra Wide, or One Double Wide and One Standard Bookcase
BKR9024	Riser	24 in.	(610 mm)	90 in.	(2286 mm)	Three Standard, Two Extra Wide, or One Double Wide and One Standard Bookcase

Electrical Outlet Strips and Lights

MODEL#	# OF OUTLETS	LENGTH IN.	(MM)
Electrical Outlet Strips			
EOS09P	4	9 in.	(229 mm)
EOS24P	8	24 in.	(610 mm)
EOS48P	8	48 in.	(1219 mm)
EOS72P	9	72 in.	(1829 mm)
EOS36	6	36 in.	(914 mm)
EOS60	5	60 in.	(1524 mm)
EOS72	6	72 in.	(1829 mm)
Lights			
FL01807200		18 in.	(457 mm)
FL03607200		36 in.	(914 mm)
FL04807200		48 in.	(1219 mm)

Corner Desk

- Provides remote working space and extra storage space for manuals and records.
- Designed to complete a corner turn when cabinets are arranged in an "L" or square formation.
- Desks are 44 in. (1118 mm) high and occupy the space of two standard cabinets, and one corner spacer.
- Features include fluorescent light with switch, pencil/accessory drawer, and bookcase with two shelves. (See bookcase section on next page for additional bookcase options.)

Corner Desk

Straight Desk

Straight Desk

- Provides writing surface and supervisory work areas.
- Available in 30 in. (762 mm) and 60 in. (1524 mm) widths and 44 in. (1118 mm) height.
- Features include fluorescent light with switch, pencil/accessory drawer, and laminated writing surface with knockouts for wiring access.

Corner Desk

MODEL#	DESCRIPTION
CDA58R	Right-hand corner desk
CDA58L	Left-hand corner desk
MLPT58R	Laminated Top for right-hand desk
MLPT58L	Laminated Top for left-hand desk

Straight Desk

MODEL#	DESCRIPTION
SDA30	30 in. (762 mm) Straight Desk
SDA60	60 in. (1524 mm) Straight Desk
MLPT30	Laminated Top for upper shelf, 30 in. (762 mm)
MLPT60	Laminated Top for upper shelf, 60 in. (1524 mm)

Slope Top Desk

Model # DST30 (For Standard Cabinet)
Model # DST45 (For Extra Wide Cabinet)
Model # DST60 (For Double Wide Cabinet)

- Designed for use where report or record-keeping space is limited.
- Fits on top of standard size cabinet.
- Equipped with pencil holder and clipboard clasp.
- Hinged at rear, desk top opens to provide additional storage space beneath writing surface.
- Lid support included to hold writing surface in open position.

Slope Top Desk

Pencil Drawer

Pencil Drawer

Model # PD2.

- To be used with straight desk, corner desk, or any writing surface.
- Attachment hardware included.

Recessed Bases

- Provide additional toe space at work or issue areas. 3 in. (76 mm) high.

Recessed Bases


Kick Plates

Kick Plates

- Protect outside floor level surfaces of a cabinet.
- Kick plates are stainless steel, 7 in. (178 mm) high.
- Mounted directly to the cabinet with hardware provided.
- Ideal for parts issue or high-traffic areas.

Recessed Bases

MODEL#	DESCRIPTION
RB1	One Standard
RB2	Two Standard or One Double Wide
LWRB1	One Shallow Depth
SVRB1	One Small Version
SVRB2	Two Small Versions
XWRB1	One Extra Wide or Two Small Versions
XLRB1	One Extra Wide Shallow Depth
DWRB1	One Double Wide

Kick Plates

MODEL#	DESCRIPTION
KP1	One Standard or Shallow Depth
KP2	Two Standard, Shallow Depth, Double Wide
KP6C	Corner Desk
XWKP1	One Extra Wide or Extra Wide Shallow Depth
SVKP1	One Small Version

Bookcase

- Standard bookcase is 30 in. (762 mm) wide — the dimensions of a standard cabinet — and 14 in. (356 mm) deep.
- Bookcases are also available in 45" (1143 mm) and 60" (1524 mm) widths.
- Secured bookcase options available.

Lock for Hinged Doors

Model # SDLBKAXX
(Replace XX with desired height:
17 in. (432 mm), 27 in. (684 mm), 30 in. (762 mm), 33 in. (838 mm), 37 in. (940 mm) and 44 in. (1118 mm).)

Sling Pick-up Feature

- The sling pick-up feature consists of four threaded steel blocks welded to columns inside the cabinet.
- Blocks accept four eye bolts (supplied) so that cabinet can be lifted fully loaded (6800 lbs).
- Cabinets should be ordered with lock-in/lock-out latches and be banded when moved.

Four-Way Pallet Base

- Allows forklift entry from all sides of cabinet.
- Cabinets should be banded when moved.

Corner Spacer Kits

- Spacer allows any cabinet to turn a corner.
- Available in 33 in. (838 mm), 37 in. (940 mm), 44 in. (1118 mm) counter height and 59 in. (1499 mm) eye level height.

Bookcase

Bookcase

MODEL#*	DESCRIPTION	HEIGHT	# OF SHELVES
BKA44	Standard – 30 in. wide x 14 in. deep	44 in.	2
BKA37	Standard – 30 in. wide x 14 in. deep	37 in.	1
BKA33	Standard – 30 in. wide x 14 in. deep	33 in.	1
BKA30	Standard – 30 in. wide x 14 in. deep	30 in.	1
BKA27	Standard – 30 in. wide x 14 in. deep	27 in.	1
BKA17	Standard – 30 in. wide x 14 in. deep	17 in.	None

**Add prefix of "XW" for 45" wide bookcase or "DW" for 60" wide bookcase (i.e., XWBKA44: etc.)*

Bookcase Options

MODEL#	DESCRIPTION	BATTENS	DOUBLE HINGED STEEL DOORS	BYPASSING CLEAR PLASTIC	BYPASSING STEEL
BKAXX*	Standard	BT300	SDDBKAXX	PSDBKAXX	SSDBKAXX
XWBKAXX*	Extra Wide	BTXW300	N/A	N/A	N/A
DWBKAXX*	Double Wide	BTDW300	N/A	N/A	N/A
BS30	Bookcase Shelf – 30"	—	—	—	—
BS45	Bookcase Shelf – 45"	—	—	—	—
BS60	Bookcase Shelf – 60"	—	—	—	—
MLPT30	Laminated Top – 30"	—	—	—	—
MLPT45	Laminated Top – 45"	—	—	—	—
MLPT60	Laminated Top – 60"	—	—	—	—

**Substitute height (44, 37, 33, 30, 27, 17) for "XX" in model number.*

Sling Pick-Up Features

Four-Way Pallet Base

Corner Space Kits

Sling Pick-Up Features

MODEL#	FOR USE WITH HOUSINGS
SPUST	Standard
SPUSV	Small Version
SPULW	Shallow Depth
SPUXW	Extra Wide
SPUDW	Double Wide
SPUXL	Extra Wide Shallow Depth
SPUDL	Double Wide Shallow Depth
SPUSL	Small Version Shallow Depth

Four-way Pallet Base

MODEL#	FOR USE WITH HOUSINGS
PB4ST	Standard
PB4XW	Extra Wide
PB4DW	Double Wide
PB4C	Covers (Two per set)
PB4XL	Extra Wide Shallow Depth
PB4SV	Small Version
PB4LW	Shallow Depth

Corner Space Kits

MODEL#	DESCRIPTION
CCBS175	33 in. (838 mm) corner cabinet
CCBS200	37 in. (940 mm) corner cabinet
CCBS245	44 in. (1118 mm) corner cabinet
CCBS340	59 in. (1499 mm) corner cabinet

STANLEY Vidmar

Technical Bench Storage System

The Stanley® Vidmar® Technical Bench System lets companies tailor employee workstations to meet specific job requirements. Technical Bench Cabinets help organize and increase work and storage space. Technical Benching will help save your company time and help improve worker productivity at tool workstations, medical or electrical lab counters, general industrial offices, electro-static dissipative workstations (ESD) or any other application where benching products are required.

Cabinets

The cabinet is the cornerstone of a Vidmar® Technical Bench. All cabinets have flush fronts and recessed drawer pulls. All cabinets have a 16-1/2 in. (419 mm) W x 28-1/4 in. (717 mm) D footprint. Three heights are available: 27-7/8 in. (711 mm); 31 in. (787 mm) and 35 in. (899 mm) to meet your individual ergonomic needs. Cabinet doors are also available with adjustable cabinet shelves.

27-7/8 in. (711 mm) Desk Height Preconfigured Cabinets

PSTB28008
Model 8

Desk Height

27-7/8 in. (711 mm) high
16-1/2 in. (419 mm) wide
28-1/4 in. (717 mm) deep



TB2801A
4 Drawers
28 Compartments
Usable Drawer Height
2-3/4 in. (69 mm)
5-7/8 in. (149 mm)
12-3/16 in. (309 mm)

TB2802A
4 Drawers
24 Compartments
Usable Drawer Height
2-3/4 in. (69 mm)
5-7/8 in. (149 mm)
9 in. (229 mm)

TB2803A
6 Drawers
44 Compartments
Usable Drawer Height
2-3/4 in. (69 mm)
5-7/8 in. (149 mm)

TB2805A
2 Drawers
Usable Drawer Height
12-3/16 in. (309 mm)

TB2806A
4 Drawers
20 Compartments
Usable Drawer Height
5-7/8 in. (149 mm)

TB2807A
1 Drawer
4 Compartments
1 Door (Right Hinge Shown)
1 Bottom Pan
Usable Drawer Height
5-7/8 in. (149 mm)

TB2804A
3 Drawers
12 Compartments
Usable Drawer Height
5-7/8 in. (149 mm)
12-3/16 in. (309 mm)

TB2808A
1 Shelf and
1 Door (Right Hinge Shown)
1 Bottom Pan

31 in. (787 mm) Table Height Preconfigured Cabinets

PSTB31009
Model 9

Table Height

31 in. (787 mm) high
16-1/2 in. (419 mm) wide
28-1/4 in. (717 mm) deep

TB3101A
5 Drawers
32 Compartments
Usable Drawer Height
2-3/4 in. (69 mm)
5-7/8 in. (149 mm)
12-3/16 in. (309 mm)

TB3102A
5 Drawers
38 Compartments
Usable Drawer Height
2-3/4 in. (69 mm)
5-7/8 in. (149 mm)

TB3103A
5 Drawers
32 Compartments
Usable Drawer Height
2-3/4 in. (69mm)
5-7/8 in. (149 mm)
9 in. (229 mm)

TB3104A
1 Drawer
4 Compartments
1 Shelf and 1 Door (Right Hinge Shown)
1 Bottom Pan
Usable Drawer Height
5-7/8 in. (149 mm)

TB3105A
3 Drawers
4 Compartments
Usable Drawer Height
2-3/4 in. (69 mm)
12-3/16 in. (309 mm)

35 in. (889 mm) Bench Height Preconfigured Cabinets

PSTB350010
Model 10

Bench Height

35 in. (889 mm) high
16-1/2 in. (419 mm) wide
28-1/4 in. (717 mm) deep

TB3501A
5 Drawers
32 Compartments
Usable Drawer Height
5-7/8 in. (149 mm)

TB3502A
3 Drawers
4 Compartments
Usable Drawer Height
5-7/8 in. (149 mm)
12-3/16 in. (309 mm)

TB3503A
5 Drawers
26 Compartments
Usable Drawer Height
2-3/4 in. (69 mm)
5-7/8 in. (149 mm)
9 in. (229 mm)

TB3504A
1 Drawer
4 Compartments
1 Shelf and 1 Door (Right Hinge Shown)
1 Bottom Pan
Usable Drawer Height
5-7/8 in. (149 mm)

TB3505A
6 Drawers
36 Compartments
Usable Drawer Height
5-7/8 in. (149 mm)
9 in. (229 mm)

STANLEY

Vidmar

Technical Bench Drawers

Each Stanley® Vidmar® Technical Bench Cabinet Drawer carries a load capacity of 200 lbs. and can be opened / extended to full-drawer depth for easy access. Each drawer has 1955 square centimeters of storage space available in four drawer heights: 2-3/4 in. (60 mm), 5-7/8 in. (149 mm), 9 in. (229 mm), and 12-3/16 in. (309 mm). Each drawer is equipped with 200 lbs. rated ball bearing slides for smooth, quiet operation. Each drawer can be divided with full-depth, Vidmar® partitions and dividers. Five standard interior loading diagrams are available and partitions and dividers are factory configured and installed. The larger drawer unit can hold file folders without additional hardware. Recessed drawer pulls are designed to accept 1-1/4 in. (33 mm) labels with 3/4 in. (19 mm) font or common P-Touch® labels for easy readability.

Drawer Height

Each drawer has 303 sq in. (1955 cm2) of usable space. 25-1/8 in. (638 mm) inside depth x 12 in. (309 mm) inside width. Drawer selection by model number must add up to the cabinet height model number.



Drawers

MODEL#	USABLE HEIGHT IN.	USABLE HEIGHT (MM)	SIDE WALL HEIGHT IN.	SIDE WALL HEIGHT (MM)
PSTB01	2-3/4 in.	(69 mm)	2-5/8 in.	(66 mm)
PSTB02	5-7/8 in.	(149 mm)	5 in.	(127 mm)
PSTB03	9 in.	(229 mm)	8 in.	(203 mm)
PSTB04	12-3/16 in.	(309 mm)	9-1/2 in.	(241 mm)

Interior Loading Diagrams (LD)

Fifteen spaces left to right and 32 spaces front to back to accommodate Vidmar® partitions. Combination of partitions and dividers form loading diagrams (LD's) to help create the storage compartments required. Factory installed selections shown.

LDPSTB88
8 Compartments
(4) 5-1/2 in. x 6-1/4 in.
(140mm x 159mm)
(4) 6-1/4 in. x 6-1/4 in.
(159mm x 159mm)

LDPSTB510
9 Compartments
(6) 4 in. x 8-5/8 in.
(102mm x 219mm)
(3) 4 in. x 7-7/8 in.
(102mm x 200mm)

LDPSTB810
6 Compartments
(2) 5-1/2 in. x 8-5/8 in.
(140mm x 219mm)
(1) 5-1/2 in. x 7-7/8 in.
(140mm x 200mm)
(2) 6-1/4 in.x 8-5/8 in.
(159mm x 219mm)
(1) 6-1/4 in. x 7-7/8 in.
(159mm x 200mm)

LDPSTB58
12 Compartments
(12) 4 in. x 6-1/4 in.
(102mm x 159mm)

LDPSTB816
4 Compartments
(2) 5-1/2 in. x 12-1/2 in.
(140mm x 318mm)
(2) 6-1/4 in. x 12-1/2 in.
(159mm x 318mm)

P-Touch is a trademark of Brother International Corporation

Technical Bench Accessories

Modesty Panels

Formed, lightweight steel panel used to completely enclose the benching rear. Predrilled for fastening. Support braces included.

MODEL#	LENGTH	WORKSTATION TOP SIZE
AU-28-043-47	BL-CAB 43 in. (1092 mm) W x 28 in. (711 mm) H	48 in. (1219 mm)
AU-28-055-47	BL-CAB 55 in. (1397 mm) W x 28 in. (711 mm) H	60 in. (1524 mm)
AU-28-067-47	BL-CAB 67 in. (1701 mm) W x 28 in. (711 mm) H	72 in. (1829 mm)
AU-31-043-47	BL-CAB 43 in. (1092 mm) W x 31 in. (787 mm) H	48 in. (1219 mm)
AU-31-055-47	BL-CAB 55 in. (1397 mm) W x 31 in. (787 mm) H	60 in. (1524 mm)
AU-31-067-47	BL-CAB 67 in. (1701 mm) W x 31 in. (787 mm) H	72 in. (1829 mm)
AU-35-043-47	BL-CAB 43 in. (1092 mm) W x 35 in. (889 mm) H	48 in. (1219 mm)
AU-35-055-47	BL-CAB 55 in. (1397 mm) W x 35 in. (889 mm) H	60 in. (1524 mm)
AU-35-067-47	BL-CAB 67 in. (1701 mm) W x 35 in. (889 mm) H	72 in. (1829 mm)
AU-28-026-33	CAB-CAB 26 in. (660 mm) W x 28 in. (711 mm) H	48 in. (1219 mm)
AU-28-038-33	CAB-CAB 38 in. (965 mm) W x 28 in. (711 mm) H	60 in. (1524 mm)
AU-28-050-33	CAB-CAB 50 in. (1270 mm) W x 28 in. (711 mm) H	72 in. (1829 mm)
AU-31-026-33	CAB-CAB 26 in. (660 mm) W x 31 in. (787 mm) H	48 in. (1219 mm)
AU-31-038-33	CAB-CAB 38 in (965 mm) W x 31 in. (787 mm) H	60 in. (1524 mm)
AU-31-050-33	CAB-CAB 50 in. (1270 mm) W x 31 in. (787 mm) H	72 in. (1829 mm)
AU-35-026-33	CAB-CAB 26 in. (660 mm) W x 35 in. (889 mm) H	48 in. (1219 mm)
AU-35-038-33	CAB-CAB 38 in. (965 mm) W x 35 in. (889 mm) H	60 in. (1524 mm)
AU-35-050-33	CAB-CAB 50 in. (1270 mm) W x 35 in. (889 mm) H	72 in. (1829 mm)

Stringer/Foot Rest Shelves

Use between cabinets or between bench legs and cabinets.

STINGER MODEL#	LENGTH	WORKSTATION TOP SIZE
STBC043	BL-CAB 43 in. (1092 mm)	60 in. (1524 mm)
STBC055	BL-CAB 55 in. (1397 mm)	72 in. (1828 mm)
STBC068	BL-CAB 68 in. (1701 mm)	84 in. (2133 mm)
STCC027	CAB-CAB 27 in. (686 mm)	60 in. (1524 mm)
STCC039	CAB-CAB 39 in. (990 mm)	72 in. (1828 mm)
STCC051	CAB-CAB 51 in. (1292 mm)	84 in. (2133 mm)
FOOT REST MODEL#	**LENGTH**	**WORKSTATION TOP SIZE**
SHBC040	BL-CAB 40 in. (1016 mm)	60 in. (1524 mm)
SHBC052	BL-CAB 52 in. (1321 mm)	72 in. (1828 mm)
SHBC064	BL-CAB 60 in. (1524 mm)	84 in. (2133 mm)

Base Extensions

Protect the outside floor level surfaces of the cabinets with kick plates or extend toe space with extensions. Ideal for high-traffic area

MODEL#	DESCRIPTION	HEIGHT
PSTBKP1	Stainless Steel Kick Plate	7 in. (177mm)
PSTBRB1	Recessed Base	3 in. (76mm)
PSTNRB1	Base Extension	2 in. (50mm)

Other Accessories

MODEL#	DESCRIPTION	HEIGHT
SLIOTB	Lock Kit	
MB2HRTBS	2 in. (51mm) Mobile Castor Kit	3-1/4 in. (83mm)
PSTBCS20	200 lbs. Bottom Shelf	
PSTBBP20	200 lbs. Bottom Pan	
PSTBSD06	LH or RH Door Only	19 in. (480mm)
PSTBSD07	LH or RH Door Only	22 in. (560mm)
PSTBSD08	LH or RH Door Only	25-1/4 in. (640mm)
PSTBSD09	LH or RH Door Only	28-3/8 in. (720mm)
PSTBSD10	LH or RH Door Only	31-1/2 in. (800mm)









STANLEY

Vidmar

Work Surfaces

Available in hardwood, plastic, shop top, steel plate, stainless steel over laminate, and static dissipative surfaces. Choose the right work surface for your application from the table below.

DESCRIPTION, IN. (MM)	CONSTRUCTION	APPLICATION	SPANS IN. (MM)
30 in. (762 mm) Deep (Front to Back) Work Surfaces			
1-1/2 in. (38 mm) Thick, Plastic Top	Laminate top over particle board core	Light duty benching applications	72 in. (1829 mm)
1-1/2 in. (38 mm) Thick, Radius Edge Plastic Top	Laminate top over particle board core	Light duty benching applications	72 in. (1829 mm)
1-3/4 in. (44 mm) Thick, Shop Top	High density resin core with particle board surface	Heavy duty workbench applications	72 in. (1829 mm)
1-3/4 in. (44 mm) Thick, Steel Top	Painted steel top with enclosed ends	Heavy duty workbench	96 in. (2438 mm)
1-3/4 in. (44 mm) Thick, Hardwood Top	Solid, hardwood	Heavy duty	96 in. (2438 mm)
1-1/4 in. (32 mm) Thick, Static Dissipative Top	Laminate over particle board	StaticGard™ applications	60 in. (1524 mm)
27-3/4 in. (705 mm) Deep Cabinet Covers			
7/8 in. (22 mm) Thick, Plastic Top	Laminate over particle	Cabinet cover	none
3/8 in. (22 mm) Stainless Steel Surface	Fits over cabinet	Cabinet cover	none
7/8 in. (22 mm) Stainless Steel Surface to fit over MLPT	Fits over particle board	Cabinet cover	none
1/4 in. (6 mm) Steel Plate Top	Fits over any surface, painted	Cabinet cover, heavy duty	none
1/8 in. (3 mm) Steel Plate Top	Fits over any surface, painted	Cabinet cover, heavy duty	none
Other Tops			
1-3/4 in. (44 mm) Thick, 36 in. (914 mm) Deep, Full Radius, Dissipative Top	Laminate over particle board	StaticGard™ applications	60 in. (1524 mm)
1-3/4 in. (44 mm) Thick, 30 in. (762 mm) Deep Stainless Steel Surface to Fit Over Hardwood Top	Formed stainless steel	Cabinet cover	none
1-1/2 in. (38 mm) Thick, 30 in. (762 mm) and 36 in. (914 mm) Deep Stainless Top, 1/4 in. (6 mm) Radius Edge on four sides	Stainless steel surface, premium MDF core with Melamine backing	Heavy duty workbench applications	72 in. (1829 mm)

WORK SURFACES



MODEL #S.—TOP LENGTHS, IN. (MM)								
30 IN. (762 MM)	45 IN. (1143 MM)	48 IN. (1219 MM)	60 IN. (1524 MM)	72 IN. (1829 MM)	84 IN. (2134 MM)	90 IN. (2286 MM)	96 IN. (2438 MM)	120 IN. (3048 MM)
PL30	PL45		PL60	PL72	PL84	PL90	PL96	
			PLR60	PLR72	PLR84	PLR90	PLR96	
WT30	WT45		WT60	WT72	WT84	WT90	WT96	
ST30	ST45		ST60	ST72	ST84	ST90	ST96	
HT30	HT45		HT60 Widmar	HT72 Widmar	HT84	HT90	HT96	HT120
			SG60301	SG72301	SG84301	SG90301	SG96301	
MLPT01			MLPT02			MLPT03		MLPT04
CT-27-030-30	CT-27-045-30		CT-27-060-30			CT-27-090-30		CT-27-120-30
SIS30	SIS45		SIS60	SIS72	SIS84	SIS90	SIS96	SIS120
SPT014			SPT024					
SPT018			SPT028					
			SGWS60361	SGWS72361	SGWS84361	SGWS90361	SGWS96361	
SIS30M	SIS45M		SIS60M	SIS72M	SIS84M	SIS90M	SIS96M	
SS-30X30X150 SS-36X30X150	SS-45X30X150 SS-45X36X150	SS-48X30X150 SS-48X36X150	SS-60X30X150 SS-60X36X150	SS-72X30X150 SS-72X36X150	SS-84X30X150 SS-84X36X150	SS-90X30X150 SS-90X36X150	SS-96X30X150 SS-96X36X150	SS-120X30X150 SS-120X36X150

***See Quick Ship section for more details*

STANLEY
Vidmar

StaticGard™ Workstations

The StaticGard™ series is a full range of Electro-Static Dissipate ESD-protective equipment that, as part of your overall static control program, helps create a static-safe work environment. The entire series is designed to provide static dissipative control as determined by the ESD Association Standards, protecting against static damage both at and below the work surface. All workstations have a static-dissipative top with a common grounding point for equipment and personnel, plus wrist strap.

StaticGard™ Maintenance Workstation

Model No. EMW-1

- 5-drawer cabinet (176 adjustable compartments) plus 9-drawer cabinet (172 adjustable compartments).
- Powered, fixed shelf: 18 in. high (clear height) x 18 in. deep (457 mm x 457 mm),
- Prewired with 6 duplex receptacles connected through a GFCI (ground fault circuit interrupt) receptacle.
- Lighted on/off switch and 15-amp circuit breaker.

EMW-1
StaticGard™ Maintenance Workstation

StaticGard™ Technician's Workstation

Model No. ETW-1

- 5-drawer cabinet (169 adjustable compartments).
- Powered, fixed shelf: 18 in. high (clear height) x 18 in. deep (457 mm x 457 mm).
- Prewired with 6 duplex receptacles connected through a GFCI receptacle.
- Lighted on/off switch and 15-amp circuit breaker.

ETW-1
StaticGard™ Technician's Workstation

StaticGard™ Inspector's Workstation

Model No. EIW-1

- 5-drawer cabinet (169 adjustable compartments).
- Powered, fixed shelf adjusts from 12 in. to 22 in. (305 mm to 559 mm).
- Prewired with two duplex receptacles connected through a GFCI receptacle.
- Lighted on/off switch and 15-amp circuit breaker.

EIW-1
StaticGard™ Inspector's Workstation

StaticGard™ Packer's Workstation

Model No. EPW-1

- 4-drawer cabinet (64 adjustable compartments).
- Large clear 72 in. x 36 in. (1829 mm x 914 mm) work surface.

EPW-1
StaticGard™ Packer's Workstation

STATICGARD™ WORKSTATIONS

Optional Casters

Add "W" to end of workstation model number.

Available on ETW, EIW, and EPW models only.

- 2 in. (76 mm) appliance style double casters.
- Lockable.
- Allow for easy mobility.
- When ordered with casters, workstations will also include lock-in/lock-out latches for all drawers.

Sentry 100* Workstations

Add "SG" before workstation model number.

- StaticGard™ Sentry 100 workstations are tested and certified at 100 volts using ESD Association criteria.
- Point-to-point resistance greater than or equal to 1 x 10^6 ohms and less than or equal to 1 x 10^9; plus a point-to-ground resistance greater than or equal to 1 x 10^6 ohms and less than or equal to 1 x 10^9 ohms.
- Sentry 100 workstations carry certification of their performance and have been validated by independent third-party testing.

*Patent No. 5350228

Inert Gas Housings

The cabinet housing is designed for holding inert gases at flow rates of 6-60 standard cubic feet per hour at low optimum pressures. At the lower flow rate the relative humidity is reduced in less than one hour.
This performance meets MIL-STD-883A "Test methods and procedures for microelectronics" as outlined in method 2010-2017.1. At higher flow rates relative humidity is reduced even faster.

StaticGard™ Drawer Interior Accessories

Quarter Trays

- Trays measure 12-1/2 in. x 12-1/2 in. (318 mm x 318 mm)
- Can be used with drawer Model #s. 20 or 25.
- 20, 1-1/4 x 2-1/4 x 2-7/8 in. (32 x 57 x 73 mm) compartments

Bins and Bin Dividers

Partitions and Dividers

Add "SG" to partition or divider model numbers available.

Partitions and dividers for StaticGard™ drawers have special coating and materials that make them safe for use in static-sensitive environments.

Additional accessories include: ESD safe seating, work surface and corner shelves, back panels, conductive mat kits, wrist straps, grounding systems, ionizing equipment and circuit board drawer inserts.

For more information on the full line of StaticGard™ equipment, please call 1-800-523-9462.

Inert gas housing and humidity controller.

Inert Gas Housings

MODEL #	FOR USE AS	OVERALL HEIGHT
IG0175RH1	Bench	33 in. (838 mm)
IG0200RH1	Stool	37 in. (940 mm)
IG0245RH1	Counter	44 in. (1118 mm)
IG0340LH1	Eye Level	59 in. (1499 mm)
IG0340RH1	Eye Level	59 in. (1499 mm)

Bins and Bin Dividers

BIN MODEL #	COMPARTMENT SIZE(H X W X D)	USED WITH DRAWER MODEL #	MAX. NO. PER DRAWER	BIN DIVIDER MODEL #
CBN2544*	2-1/8 x 3 x 3 in. (54 x 76 x 76 mm)	20 or 25	64	CBND254*
CBN2548*	2-1/8 x 3 x 6-1/8 in. (54 x 76 x 156 mm)	20 or 25	32	CBND254*
CBN2588*	2-1/8 x 6-1/8 x 6-1/8 in. (54 x 156 x 156 mm)	20 or 25	16	CBND258*
CBN25816*	2-1/8 x 6-1/8 x 12-1/4 in. (54 x 156 x 311 mm)	20 or 25	8	CBND258*
CBN3548*	3-3/4 x 3 x 6-1/8 in. (95 x 76 x 156 mm)	30 or 35	32	CBND354*
CBN3588*	3-3/4 x 6-1/8 x 6-1/8 in. (95 x 156 x 156 mm)	30 or 35	16	CBND358*
CBN35816*	3-3/4 x 6-1/8 x 12-1/4 in. (95 x 156 x 311 mm)	30 or 35	8	CBND358*

*Stanley® Vidmar® Quick Ship products

STANLEY

Vidmar

Mobile Cabinets

Stanley® Vidmar® mobile storage cabinets keep everything organized wherever you're working. Heavy-duty casters make these cabinets easy to move, so they can be positioned anywhere in your facility. All mobile cabinets require the Lock-in/Lock-out feature. Can be ordered without partitions and dividers. Choose from five pre-configured mobile cabinets on this page, or build your own.



RP1435AL
Standard, 155
Includes MR latches
4 Drawers w/ FR-01 Foam
21 Compartments
Usable Drawer Heights
2-1/4 in. (57 mm)
3-7/8 in. (98 mm)
4-5/8 in. (117 mm)
10-1/8 in. (257 mm)
300 lbs. (136 kg.) Shipping Weight

RP1180AL
Shallow Depth, 175
Includes MR latches
5 Drawers w/ FR-01 Foam
18 Compartments
Usable Drawer Heights
2-1/4 in. (57 mm)
3 in. (76 mm)
3-7/8 in. (98 mm)
5-3/8 in. (137 mm)
8-1/2 in. (216 mm)
297 lbs. (135 kg.) Shipping Weight

RP1958AL
Shallow Depth, 200
Includes MR latches
8 Drawers w/ FR-01 Foam
24 Compartments
Usable Drawer Heights
2-1/4 in. (57 mm)
3-7/8 in. (98 mm)
5-3/8 in. (137 mm)
474 lbs. (215 kg.) Shipping Weight

RP1181AL
Extra Wide Shallow Depth, 175
Includes MR latches
5 Drawers w/ FR-01 Foam
32 Compartments
Usable Drawer Heights
2-1/4 in. (57 mm)
3 in. (76 mm)
3-7/8 in. (98 mm)
5-3/8 in. (137 mm)
8-1/2 in. (216 mm)
400 lbs. (181 kg.) Shipping Weight

RP1959AL
Extra Wide Shallow Depth, 200
Includes MR latches
8 Drawers w/ FR-01 Foam
44 Compartments
Usable Drawer Heights
2-1/4 in. (57 mm)
3-7/8 in. (98 mm)
5-3/8 in. (137 mm)
499 lbs. (226 kg.) Shipping Weight

**See Quick Ship section for more details*

Mobile Accessories

Type of caster kit should be specified when ordering cabinets for mobile applications. (Lock-in/lock-out latches or Single Drawer Release are required for all mobile applications.) Use only for Model 200 housing or smaller. Cabinets, drawers, and tops not included in kits. For XW and DW cabinets with doors, call customer service about special five-wheel base at 1-800-523-9462.

Cabinet Top Tray

- Cabinet top trays attach through knockouts available on all cabinets.
- One-inch (25 mm) height.
- Ideal for keeping small or rolling parts and tools safe and close at hand.

Cabinet Top Tray

Tow Bar

Model # UTB-22 (Also order appropriate adapter kit.)

Adapter kits:

Model # UTBAK-22, for all housings except shallow depth

Model # UTBAK-22-LW for shallow depth housings

- Tow bars are used to tow cabinets in mobile applications.
- Attached to base of all housing styles with adapter kit.
- Use tow bars only on cabinets with lock-in/lock-out latches.
- Use only on cabinet heights of 175 or smaller.

Additional Weld Feature

See chart for model #s.

Additional welds are added for towing applications to maintain cabinet strength and performance.

Tow Bar

Cabinet Top Trays

MODEL #	USED WITH CABINETS
CTTST	Standard Cabinets
CTTSV	Small Version Cabinets
CTTLW	Shallow Depth Cabinets
CTTXW	Extra Wide Cabinets
CTTDW	Double Wide Cabinets
CTTXL	Extra Wide. Shallow Depth
CTTDL	Double Wide Shallow Depth
CTTSL	Small Version Shallow Depth

Tow Bars-Additional Weld Feature

MODEL #	USED WITH CABINETS
AWFST	Standard Cabinets, XW and DW
AWFLW	Shallow Depth Cabinets
AWFSV	Extra Wide Cabinets
AWFXL	Shallow Depth, Extra Wide
AWFDW	Double Wide

Casters With Channel Options

USED WITH HOUSING NO FEET FEATURE	2 IN. HARD RUBBER WHEEL		5 IN. HARD RUBBER WHEEL		6 IN. POLYURETHANE TREAD LOCKED TO POLYOLEFIN CORE		HANDLES (ORDERED SEPARATELY)
	WT. CAP. 200 LB/WHL (90 KG)	WHEEL DIA. 2 IN. (50 MM)	WT. CAP. 350 LB/WHL (158 KG)	WHEEL DIA. 5 IN. (127 MM)	WT. CAP. 900 LB/WHL (408 KG)	WHEEL DIA. 6 IN. (152 MM)	
One Cabinet Mobile Base	**4 Swivel Casters With Channel**		**2 Rigid 2 Swivel Casters With Channel**		**2 Rigid 2 Swivel Casters With Channel**		
Standard	1MB2HRSTS		1MB5HRST		1MB6PPST		MHST
Shallow Depth	1MB2HRLWS		1MB5HRLW		1MB6PPLW		MHLW
Small Version	1MB2HRSVS		1MB5HRSV		1MB6PPSV		MHSV
Extra Wide			1MB5HRXW		1MB6PPXW		MHST
Extra Wide Shallow Depth			1MB5HRXL		1MB6PPXL		MHLW
Double Wide			1MB5HRDW		1MB6PPDW		MHST
Double Wide Shallow Depth			1MB5HRDL				MHST
Small Version Shallow Depth	1MB2HRSLS		1MB5HRSL				MHLW
Two Cabinet Mobile Base	**6 Swivel Casters With Channel**		**2 Rigid 2 Swivel Casters With Channel**		**2 Rigid 2 Swivel Casters With Channel**		
Standard	2MB2HRSTS		2MB5HRST		2MB6PPST		MHST
Shallow Depth	2MB2HRLWS				2MB6PPLW		MHLW
Small Version			2MB5HRSV		2MB6PPSV		MHSV
Two Cabinet Mobile Base					**4 Swivel Casters With Channel**		
Standard					2MB6PPSTS		MHST
Shallow Depth					2MB6PPLWS		MHLW
Extra Wide					2MB6PPXWS		MHST
Three Cabinet Mobile Base			**2 Rigid 4 Swivel Casters With Channel**		**2 Rigid 4 Swivel Casters With Channel**		
Standard			3MB5HRST		3MB6PPST		MHST
Small Version					3MB6PPSV		MHSV

STANLEY
Vidmar

Mobile Workcenters

Stanley® Vidmar® workcenters offer multiple drawers in different heights and widths and hinged left or right doors, all within the same workcenter. All modular.

- Drawer capacity and drawer carriage system capacity 400 lbs.
- Heavy duty casters. Spring loaded casters available.
- Mobile handles match cabinet color.
- Doors and drawers keyed alike.
- Dimensions:
  Cabinet Widths: 45" and 60" wide
  Single Drawer Usable Space; 45" Model: 40-1/4" x 25-1/8".
  60" Model: 55-3/8" x 25-1/8".
  Drawer Bank Usable Space; 45" Model: 17-7/8" x 25-1/8".
  60" Model: 25-1/8" x 25-1/8".
  Cabinet Heights: 31" (0175) and 35" (0200)
  Drawer Heights: Standard Stanley® Vidmar® sizes 020 – 090
  Door Heights: Standard Stanley® Vidmar® sizes 140 – 165 Series
- Options:
  Adjustable shelves available in 400 and 800 lbs. capacities
  Drawer partitions and dividers available
  Ribbed rubber mat or 1-3/4" thick hardwood tops
  Special configurations available upon request.

Mobile Workcenter Model 0200
XW (45") RP1954AL 530 lbs. (240 kg.) Shipping Weight
DW (60") RP1952AL 680 lbs. (308 kg.) Shipping Weight
Cabinet with wide drawer (3-7/8" usable height), one bank of drawers, and one Hinged Door
(left or right side.) 900 lbs. capacity casters.

Mobile Workcenter Model 0200
XW (45") RP1955AL 628 lbs. (285 kg.) Shipping Weight
DW (60") RP1953AL 760 lbs. (345 kg.) Shipping Weight
Cabinet with wide drawer (3-7/8" usable height)
and two banks of drawers. 1200 lbs. capacity casters.

Utility Cart

- Lightweight, heavy duty, easy to move utility work cart
- 16,910 total cubic inches of storage space.
  Overall storage capacity 600 lbs.
- Holds up to150 lbs. per drawer.
- Dimensions:
  Width (top and bottom) 30"
  Depth (top) 21.38", (bottom) 30"
  Overall height (with casters) 37"
  Weight (empty) 163 pounds
- Available with one or two drawers (2-1/4" usable drawer height), both with an open shelf and bottom pan below
- The drawer carriage is a welded steel frame with steel rollers and roller bearing guides for smoothness of travel at full capacity.
- Drawers can be sub-divided using traditional Stanley® Vidmar® drawer partitions and dividers
- Drawers are completely inter-changeable with Stanley® Vidmar® cabinets

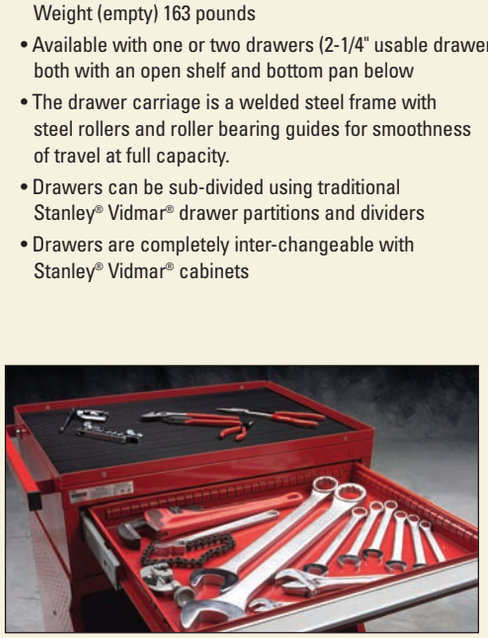

LWUC Model # RP5000 Stanley® Vidmar® Utility Cart LW #40 Drawer 215 lbs. (98 kg.) Shipping Weight
LWUC Model # RP5001 Stanley® Vidmar® Utility Cart 2LW #20 Drawer 240 lbs. (109 kg.) Shipping Weight (Shown)

*See Quick Ship section for more details

Mobilization Container Cabinets

Stanley® Vidmar® has combined cabinets and shelves for storing everything from bulky items to the smallest of parts. These space saving storage units were designed to help support front-line troops with supplies needed to keep equipment up and running and improve combat readiness. Flipper doors are an alternative to traditional hinged doors for narrow aisles and other confined spaces. Consult your Stanley® Vidmar® Sales Engineer for configurations to meet your requirements.

Mobile FOD Workcenter

To help prevent Foreign Object Damage or FOD, Vidmar® cabinet drawers can be outfitted with custom designed foam inserts. The foam inserts can be cut with profiles to store your tools. Multi-color foam layers make spotting missing items quick and easy to help reduce tool loss and the associated damage that may occur. Please contact a Stanley® Vidmar® Sales Engineer for details.

Battens

Round or flat battens are adjustable metal bars used to keep items on shelves in mobile or shipboard storage. Use with any style shelf cabinet.

Mobile Control Center

Designed to be the most flexible in-plant floor control center available.

- Universal components: standard 245 cabinet, corner desk/bookcase, safety panel, and integral pallet base.
- Easy to assemble in any configuration.
- Well-lit work space and counter surface around two sides.
- Safety panel prevents chair roll-away and buffers noise.
- Pallet base allows effortless relocation with forklift.
- Available knocked down or fully assembled.

MCC
60" (1524 mm) D x 90" (2286 mm) W x 6" (152 mm) Base Height

Battens

MODEL # ROUND	MODEL # FLAT	USED WITH CABINETS	LENGTH
BT100	**BT200**	Standard	28 in. (711 mm)
BTLW100	**BTLW200**	Shallow Depth	28 in. (711 mm)
BTXW100	**BTXW200**	Extra Wide	43-1/8 in. (1095 mm)
BTDW100	**BTDW200**	Double Wide	58-1/4 in. (1480 mm)
BTSV100	**BTSV200**	Small Version	20-7/8 in. (530 mm)

MCC

MODEL #	USABLE DRAWER HEIGHT	# OF DRAWERS	COMPARTMENT SIZE	# OF COMPARTMENTS PER DRAWER
MCC-1 5 Drawers	2-1/4 in. (57 mm)	1	None	
	3 in. (76 mm)	1	None	
	5-3/8 in. (137 mm)	1	None	
	11-3/4 in. (298 mm)	2	12-1/4 in. x 25-1/8 in. (31mm x 638 mm)	2 hanging file compartments
MCC-2 5 Drawers	3 in. (76 mm)	1	VP3	11
	3-7/8 in. (98 mm)	2	VP3	11
	11-3/4 in. (298 mm)	2	12-1/4 in. x 25-1/8 in. (31mm x 638 mm)	2 hanging file compartments
MCC-3 5 Drawers	3 in. (76 mm)	1	VP19	13
	3-7/8 in. (98 mm)	2	VP19	13
	11-3/4 in. (298 mm)	2	12-1/4 in. x 25-1/8 in. (31mm x 638 mm)	2 hanging file compartments
MCC-4 6 Drawers	3 in. (76 mm)	1	VP19	13
	3-7/8 in. (98 mm)	2	VP19	13
	5-3/8 in. (137 mm)	2	VP15	9
	11-3/4 in. (298 mm)	1	PS90	2

Drawer Accessories

Drawer accessories customize a drawer's interior to your inventory or tools.

- Partitions and dividers can be easily moved and rearranged.
- Change interior configurations as inventory or storage requirements change.
- Additional accessories not listed are available. (For more information call Customer Service.)



Drawer Partitions

Drawer Dividers

Drawer Partitions

- Partitions span entire width or depth of a drawer.
- Slide into slots on drawer walls and are fastened to drawer bottom at pre-punched locations.
- Use with dividers to customize drawer interiors.
- Includes hardware for fastening to drawer bottom.

Drawer Dividers

- Use with partitions to subdivide drawer space.

NOTE: *Dividers that are 9-1/2 in. (241 mm) long and over are supplied with screws for fastening to drawer bottom.*

Drawer Partitions

DRAWER TYPE	# OF SPACES	APPROX. LENGTH	FITS DRAWER MODELS 20 AND 25 1-7/8 IN. (48 MM) HT.	FITS DRAWER MODELS 30 AND 35 2-7/8 IN. (73 MM) HT.	FITS DRAWER MODELS 40 AND 45 4-1/2 IN. (114 MM) HT.	FITS DRAWER MODELS 50 AND LARGER 5-1/4 IN. (133 MM) HT.
Standard/LW/SV	32	25-1/2 in. (648 mm)	P20*	P30*	P40*	P50*
Extra Wide	51	40-1/2 in. (1029 mm)	P2051	P3051	P4051	P5051
Double Wide	70	55-5/8 in. (1413 mm)	P2070	P3070	P4070	P5070
SL, LW XL & DL (front to back)	24	19 in. (483 mm)	P2024	P3024	P4024	P5024

Standard Drawer Dividers

# OF SPACES	APPROX. LENGTH	USABLE COMPARTMENT WIDTH	FITS DRAWER MODELS 20 AND 25 1-7/8 IN. (48 MM) HT.	FITS DRAWER MODELS 30 AND 35 2-7/8 IN. (73 MM) HT.	FITS DRAWER MODELS 40 AND 45 4-1/2 IN. (114 MM) HT.	FITS DRAWER MODELS 50 AND LARGER 5-1/4 IN. (133 MM) HT.
2	1-1/2 in. (38 mm)	1-1/8 in. (29 mm)	D2002*	D3002*	—	—
3	2-1/4 in. (57 mm)	1-7/8 in. (48 mm)	D2003*	D3003*	—	—
4	3 in. (76 mm)	2-5/8 in. (67 mm)	D2004*	D3004*	D4004*	D5004*
5	3-7/8 in. (98 mm)	3-1/2 in. (89 mm)	D2005*	D3005*	D4005*	D5005*
6	4-5/8 in. (117 mm)	4-1/4 in. (108 mm)	D2006*	D3006*	D4006*	D5006*
7	5-1/2 in. (140 mm)	5-1/8 in. (130 mm)	D2007*	D3007*	D4007*	D5007*
8	6-1/4 in. (159 mm)	5-7/8 in. (149 mm)	D2008*	D3008*	D4008*	D5008*
9	7 in. (178 mm)	6-5/8 in. (168 mm)	D2009*	D3009*	D4009*	D5009*
10	7-7/8 in. (200 mm)	7-1/2 in. (190 mm)	D2010*	D3010*	D4010*	D5010*
11	8-5/8 in. (219 mm)	8-1/4 in. (210 mm)	D2011*	D3011*	D4011*	D5011*
12	9-1/2 in. (241 mm)	9-1/8 in. (232 mm)	D2012*	D3012*	D4012*	D5012*
13	10-1/4 in. (260 mm)	9-7/8 in. (251 mm)	D2013*	D3013*	D4013*	D5013*
14	11 in. (279 mm)	10-5/8 in. (270 mm)	D2014*	D3014*	D4014*	D5014*
15	11-7/8 in. (302 mm)	11-1/2 in. (292 mm)	D2015*	D3015*	D4015*	D5015*
16**	12-5/8 in. (321 mm)	12-1/4 in. (311 mm)	D2016*	D3016*	D4016*	D5016*
17	13-1/2 in. (343 mm)	13-1/8 in. (333 mm)	D2017*	D3017*	D4017*	D5017*
18	14-1/4 in. (362 mm)	13-7/8 in. (352 mm)	D2018*	D3018*	D4018*	D5018*
19	15 in. (381 mm)	14-5/8 in. (371 mm)	D2019*	D3019*	D4019*	D5019*
20	15-7/8 in. (403 mm)	15-1/2 in. (394 mm)	D2020*	D3020*	D4020*	D5020*
21	16-5/8 in. (422 mm)	16-1/4 in. (413 mm)	D2021*	D3021*	D4021*	D5021*
22	17-1/2 in. (445 mm)	17-1/8 in. (435 mm)	D2022*	D3022*	D4022*	D5022*
23**	18 in. (457 mm)	17-7/8 in. (454 mm)	D2023*	D3023*	D4023*	D5023*
24**	19 in. (483 mm)	18-5/8 in. (473 mm)	D2024*	D3024*	D4024*	D5024*
25	19-7/8 in. (505 mm)	19-1/2 in. (495 mm)	D2025*	D3025*	D4025*	D5025*
26	20-5/8 in. (524 mm)	20-1/4 in. (514 mm)	D2026*	D3026*	D4026*	D5026*
27	21-1/2 in. (546 mm)	21-1/8 in. (537 mm)	D2027*	D3027*	D4027*	D5027*
28	22-1/4 in. (565 mm)	21-7/8 in. (556 mm)	D2028*	D3028*	D4028*	D5028*
29	23 in. (584 mm)	22-5/8 in. (575 mm)	D2029*	D3029*	D4029*	D5029*
32***	25-3/8 in. (645 mm)	25-1/8 in. (638 mm)	DS2032	DS3032	DS4032	DS5032

*Stanley® Vidmar® Quick Ship products

***Also available in straight dividers.*
****Only available in straight dividers.*

Plastic Bins and Divider

- Ideal for storing smaller items.
- Bins can quickly be removed for easy handling, issuing, and counting.

  In any drawer using bins, it is recommended that a single side-to-side partition be installed.

  Snap-on plastic label holders and paper labels must be ordered separately.
- Bins can be made smaller with dividers.

Bin Label Holders

Model # BLH02

- Includes paper labels.
- Dimensions (h x w)
  2-1/8 in. x 5/8 in. (54 mm x 16 mm).

Plastic Quarter Trays

Model # QT20

- Quarter trays take up one quarter of a standard drawer.
- 20 Compartments,1-1/4 x 2-1/4 x 2-7/8 in. (32 x 57 x 73 mm)
- Both partitions and dividers should be used when using less than a full drawer of quarter trays.

Label Holders

- Provides instant identification of drawer compartment contents.
- Label holders snap directly onto the divider.
- Paper labels and vinyl protective shields included.

Adhesive Backed Label Holders

Model # ALH13
(for use with dividers 05 and larger and bins BN2588 and larger.)

- 1 in. x 3 in. (25 mm x 76 mm).
- Provides instant identification of drawer compartment contents.
- Adheres directly to the divider, partition, or plastic bin.

**Stanley® Vidmar® Quick Ship products*

Plastic Bins with Bin Divider



Plastic Quarter Trays



Adhesive Backed Label Holders

Label Holders

Plastic Bins

MODEL #	DIMENSIONS (H X W X D)	USED WITH DRAWER MODEL #	MAX # OF BINS PER DRAWER
BN2544*	2-1/8 in. x 3 in. x 3 in. (54 mm x 76 mm x 76 mm)	20 or 25	64
BN2548*	2-1/8 in. x 3 in. x 6-1/8 in. (54 mm x 76 mm x 156 mm)	20 or 25	32
BN2588*	2-1/8 in. x 6-1/8 in. x 6-1/8 in. (54 mm x 156 mm x 156 mm)	20 or 25	16
BN25816*	2-1/8 in. x 6-1/8 in. x 12-1/4 in. (54 mm x 156 mm x 311 mm)	20 or 25	8
BN3548*	3-3/4 in. x 3 in. x 6-1/8 in. (95 mm x 76 mm x 156 mm)	30 or 35	32
BN3588*	3-3/4 in. x 6-1/8 in. x 6-1/8 in. (95 mm x 156 mm x 156 mm)	30 or 35	16
BN35816*	3-3/4 in. x 6-1/8 in. x 12 in. (95 mm x 156 mm x 305 mm)	30 or 35	8

Bin Dividers

MODEL #	USED WITH BIN MODEL #
BND254*	BN2544 or BN2548
BND258*	BN2588 or BN25816
BND354*	BN3548
BND358*	BN3588 or BN35816

Label holders

MODEL #	FITS DIVIDER MODEL # ENDING IN	LENGTH
LH01	Universal	1-3/16 in. (33 mm)
LH04	04 and larger	2-5/8 in. (67 mm)
LH06	06 and larger	4-3/16 in. (106 mm)
LH08	08 and larger	5-3/4 in. (146 mm)

STANLEY

Vidmar

Hanging File Frame

Model #s PS70, SVPS70, LWPS70, XWPS70

- Designed to be used with model 70 drawer or larger.
- One filing kit fills a standard drawer.
- Holds two rows of hanging files.
- Includes two letter-size steel frames and a file divider.

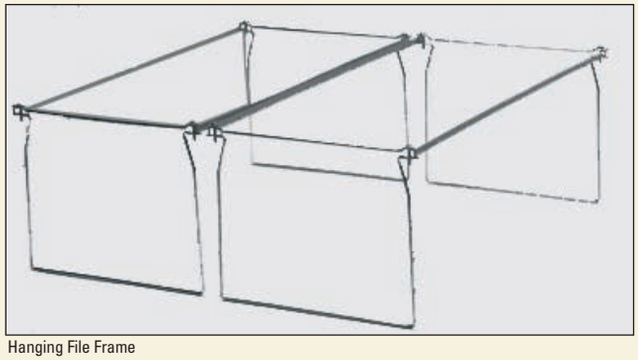

Hanging File Frame

Card Trays

- Efficiently stores up to 10,000 cards.
- Available in the five most popular card sizes.

Card Trays

Plastic Groove Trays and Dividers

- Available in three sizes.
- Store and separate elongated items.
- Trays take up one-fifth of a standard drawer.
- Can be divided into compartments with groove tray label holders.



Plastic Groove Tray

Groove Tray Divider Label Holders

- Supplied with paper labels and vinyl protective shield.

Groove Tray Divider Label Holders

MODEL #	USED WITH GROOVE TRAY MODEL
GTL22	PGT22
GTL37	PGT37
GTL58	PGT58

Plastic Groove Trays and Dividers

MODEL #	DRAWER MODEL	# OF GROOVES	GROOVE OPENING,	TRAY WIDTH,	QTY. PER DRAWER	LABEL HOLDER (PURCHASED SEPARATELY)
PGT22	20	5	7/8 in. (22 mm)	5 in. (127 mm)	5	GTL22
PGT37	20	3	1-1/2 in. (38 mm)	5 in. (127 mm)	5	GTL37
PGT58	25	2	2-1/4 in. (57 mm)	5 in. (127 mm)	5	GTL58

Card Trays

MODEL #	CARD SIZE, IN. (MM)	TRAYS PER SET	STANDARD DRAWER MODEL #	CARD CAPACITY/ PER SET
CT35	3 x 5 in. (76 x 127 mm)	4	35	10,000
CT46	4 x 6 in. (102 x 152 mm)	4	40	10,000
CT47	4 x 7 in. (102 x 178 mm)	3	40	7,500
CT58	5 x 8 in. (127 x 203 mm)	3	45	7,500
CT100	3-1/4 x 7-3/8 in. (83 x 187 mm) 80-column data processing card	3	35	7,500

Drawer Bottom Posts

(Not Shown)

- Designed to store items with center holes (such as milling cutters, grinding wheels, etc.), to prevent them from moving around in a drawer.
- Posts are 15/16 in. (24 mm) diameter, and should be screwed into 1/8 in. (3 mm) pegboard placed over a 3/8 in. (10 mm) sheet of fiberboard in the drawer bottom.
- Supplied with wood screws and round paper labels.
- Pegboard and fiberboard ordered separately.

Adapter Bushings

(Not Shown)

- Changes diameter of drawer bottom posts to 1-1/4 in. (32 mm) or 1-1/2 in. (38 mm).

Drawer Bottom Liners

(Use prefix to note drawer size: Standard (no prefix), Double Wide (DW), Shallow Depth (LW), Small Version (SV), Extra Wide (XW) Extra Wide Shallow Depth (XL), Double Wide Shallow Depth (DL), Small Version Shallow Depth (SL). (Example: DWML10)

- Helps protect delicate tools and instruments.
- Pegboard and fiberboard required for use with drawer bottom posts.



Drawer Bottom Liners

Drawer Bottom Posts And Adapter Bushings

DRAWER BOTTOM POSTS MODEL #	BOTTOM POST HEIGHT	1-1/4 IN. (32 MM) ARBOR SIZE ADAPTER BUSHING MODEL #	1-1/2 IN. (38 MM) ARBOR SIZE ADAPTER BUSHING MODEL #	USED WITH DRAWER MODEL #
DP20	1 in. (25 mm)	AB2004	AB2008	20
DP25	1-3/4 in. (44 mm)	AB2504	AB2508	25
DP30	2-1/2 in. (64 mm)	AB3004	AB3008	30

Drawer Bottom Liners

CABINET STYLE	FIBERBOARD (3/8 IN./10 MM)	FOAM RUBBER	GREEN FELT	MYLAR	PEGBOARD	RIBBED VINYL MAT	SHADOW BOX
Standard Cabinets	FB06	FR01	GF01	ML10	PB02	IAST00125	SBDIBL/WH
Shallow Depth Cabinets	LWFB06	LWFR01	LWGF01	LWML10	LWPB02	IALW00125	LWSBDIBL/WH
Small Version Cabinets	SVFB06	SVFR01	SVGF01	SVML10	SVPB02	IASV00125	SVSBDIBL/WH
Extra Wide Cabinets	XWFB06	XWFR01	XWGF01	XWML10	XWPB02	IAXW00125	XWSBDIBL/WH
Extra Wide Shallow Depth Cabinets	XLFB06	XLFR01	XLGF01	XLML10	XWPB02	—	XLSBDIBL/WH
Double Wide Cabinets	DWFB06	DWFR01	DWGF01	DWML10	DWPB02	IADW00125	DWSBDIBL/WH
Double Wide Shallow Depth Cabinets	DLFB06	DLFR01	DLGF01	DLML10	DLPB02	IADL00125	DLSBDIBL/WH
Small Version Shallow Depth Cabinets	SLFB06	SLFR01	SLGF01	SLML10	SLPB02	IASL00125	SLSBDIBL/WH

STANLEY

Vidmar

Stanley Vidmar offers a wide selection of locking systems to meet security and access needs.

Master Locking System

Model # SL10 used with all standard depth drawer cabinet models.
Model # LWSL10 used with shallow depth drawer cabinets.

The Stanley® Vidmar® master locking system allows you to create custom locking and access for cabinets and drawers. A single lock can secure as few as one drawer or as many as several cabinets, so different shifts or personnel have access to specific cabinets or drawers.

Master Locking System

Lock-in/Lock-out Latches

Substitute drawer model number for the "XX" in model numbers (example: 20MR or DW20MR).

- Lock-in/lock-out latches prevent drawers from moving when fully opened or closed.
- Raising the latch releases the drawer.
- Mandatory for cabinets used in ships, vans, and mobile applications.
- Modified drawer fronts require factory installation.

Lock-in/lock-out Latch

Hinge Lock Bar

Hinge Lock Bars

- Hinge lock, double-action bar must be both lifted and swung out of the way to access drawers.
- May be secured with a single padlock. *(Padlocks not included)*
- Bars provide extra security; use in mobile/shipboard applications.
- Hinge lock bars on XW, XL, DL and DW shelf door cabinets are center-mounted on double doors.

Lock-in/Lock-out Latches

MODEL #	LOCATION
XXMR	Right-hand side of drawer
XXML	Left-hand side of drawer
XXMRL	Right-hand and left-hand sides of drawer

Hinge Lock Bars

MODEL #		HEIGHT	USED WITH CABINET STYLES
LEFT-HAND	RIGHT-HAND		
HLBL3401	HLBR3401	340	Standard, LW, SV, SL
	HLBR3403	340	XW, DW, XL, DL (SD Cabinets Only)
HLBL2451	HLBR2451	245	Standard, LW, SV, SL
	HLBR2453	245	XW, DW, XL, DL (SD Cabinets Only)
HLBL2001	HLBL2001	200	Standard, LW, SV, SL
	HLBR2003	200	XW, DW, XL, DL (SD Cabinets Only)
HLBL1751	HLBR1751	175	Standard, LW, SV, SL
	HLBR1753	175	XW, DW, XL, DL (SD Cabinets Only)
HLBL1551	HLBR1551	155	Standard, LW, SV, SL
	HLBR1553	155	XW, DW, XL, DL (SD Cabinets Only)
HLBL1351	HLBR1351	135	Standard, LW, SV, SL
	HLBR1353	135	XW, DW, XL, DL (SD Cabinets Only)

Security Drawer and Top Panel

When ordering, substitute drawer Model # for the "XX" in model numbers shown. Example: 25SECR.
For other than standard cabinets, add appropriate prefix to model number below: SV for small version, LW for shallow depth, XW for extra wide, DW for double wide.
Example: SVXXSECR.

- Individual, key-activated security drawer locks can lock a specific drawer independent of cabinet locks.
- Security top panels, provided with all security locks except for top drawer, prevent access even when drawer above is removed.
- Recommended for personal storage or inventory storage in high-traffic areas.
- In XW and DW drawers only, security panel uses an additional five points of space in the housing (example: a DW40SECL requires an opening of 45 points).
- Security locks are available for drawer models 25 and larger.
- Drawer location and model number within each cabinet must be specified for factory installation.

Security Drawer and Top Panel

Security Drawer Top Feature

MODEL #	LOCATION
XXSECR	Right-hand side of drawer
XXSECL	Left-hand side of drawer
XXSECRL	Right-hand and left-hand sides of drawer
SECP1	Standard security panel only

Electronic Lock

The Stanley® Vidmar® Electronic Lock helps monitor entry, simplify key management and increase the security of Stanley® Vidmar® Cabinets.

The copy-resistant, Electronic Lock has a programmable 4 digit pin code to lock and unlock the cabinet with 9989 possible access combinations. There are built-in safeguards to discourage unauthorized access: 3 entry attempts allowed within 20 seconds, one minute sleep period if entry is not gained. The access code can quickly and easily be reprogrammed when necessary.

- Safe, low voltage 12V DC operation.
- Single button closure to lock the cabinet.
- LED indicators for power, open cabinet alert, and system diagnostics.
- Key lock included for back-up manual entry.
- Compatible with all Stanley® Vidmar® cabinet heights and drawer configurations for standard models.
- Optional drawer monitoring feature available to indicate if a drawer remains ajar after cabinet is locked.

For inventory management and control, a RJ45 data connector is located on the cabinet rear for computer linking (digital I/O card and custom application software is required in the computer). Integration with existing software systems help track cabinet entry with remote locking and unlocking capabilities.

Single Button Lock and LED Indicators



12V DC Port and RJ 45 Data Connector

Key Lock for Back-up Manual Entry

Single Drawer Release

(Not Shown)

- Patented technology prevents opening more than one drawer at a time.
- Release mechanism feature ensures that only one drawer will be open at a time— no other drawers can be opened.
- Do not use for vehicular or shipboard applications.

Multiple Cabinet Locks

See chart for Model #s.

- A single lock can control up to three cabinets of the same height by adding connecting lock linkage hardware.
- Single locks can be factory or field installed.
- General locks must be factory installed.
- Connecting lock linkage must be field installed.
- For best performance cabinets should be leveled and shimmed.
- Individual lock and key combinations available.

Individual Drawer Padlock Feature

Model # DPF1.

- Padlock feature allows a single drawer 30 points or larger to be locked by a padlock with a latch plate connected to the cabinet and extending through a slot in the face of the drawer.
- Available for left, right or both sides of drawer.
- Security panel (SECP1) is recommended for use with this feature to prevent access even when drawer above is removed.
- Padlock not included.

Shelf Door Locks

- Secure shelf door cabinets.

Individual Drawer Padlock

Single Drawer Release

MODEL #	USED WITH CABINETS
SDR135	All 135 Cabinets
SDR155	All 155 Cabinets
SDR175	All 175 Cabinets
SDR200	All 200 Cabinets
SDR245	All 245 Cabinets
SDR340	All 340 Cabinets

Multiple Cabinet Locks

MODEL #	USED WITH CABINETS
SL10	Standard, Small Version, Extra Wide, Double Wide, Standard Under-the-Bench, Small Version Under-the-Bench
LWSL10	Shallow Depth, Extra Wide Shallow Depth, Double Wide Shallow Depth, Small Version Shallow Depth
CCL1	Connecting lock linkage
CCL2	Connecting lock linkage for connecting cabinets to the right
NRKF	Non-removable key feature

Shelf Door Locks

MODEL #	USED WITH CABINETS
SDL3401	340 Shelf Door Cabinets
SDL2451	245 Shelf Door Cabinets
SDL2001	200 Shelf Door Cabinets
SDL1751	175 Shelf Door Cabinets
SDL1551	155 Shelf Door Cabinets
SDL1351	135 Shelf Door Cabinets

Spare Parts

Minimum Order Qty. 1 EA unless specified.

AEROSOL PAINT	
ASP01	Vidmar Gray, #S23321
ASP02	Vidmar Green, #S20606
ASP06	Olive Drab Green, #S22365
ASP07	Warm Gray, #S20917
ASP08	Medium Gray, #S22567
ASP09	Light Blue, #S22577
ASP10	Dark Blue, #S22578
ASP11	Bright Blue, #S22447
ASP12	Off White, #S22570
ASP13	Beige, #S20100
ASP19	Industrial Brown, #S22569
ASP21	StaticGard™ Black, #SG100V
ASP28	Safety Yellow, #S22645
ASP30	Safety Yellow, #SV773
ASP44	Hunter Green, #S50091

BASE COVERS (priced each)	
BCDW	Base Cover w/fasteners, DW
BCST	Base Cover w/fasteners, ST or LW
BCSV	Base Cover w/fasteners, SV
BCXW	Base Cover w/fasteners, XW or XL

BOOKCASE	
5-138-340-02	H Clip for BS30 Shelf

CABINET LABELS	
6-100-340-20	Label, Vidmar Nameplate
6-191-001-13	Label, Static Caution

CABINET PLUG	
6-100-340-24	Plugbutton for Lock Hole

CARRIAGES	
CARRDW	Carriage, DW
CARRLW	Carriage, LW
CARRST	Carriage, Standard
CARRSV	Carriage, SV
CARRXL	Carriage, XL
CARRXW	Carriage, XW
CARRDL	Carriage, DL
CARRSL	Carriage, SL
SGCARRST	SG Carriage, Standard
SGCARRLW	SG Carriage, LW

CARRIAGE BRACKETS	
CBLWL	Carriage Bracket w/screw, LW, LH
CBLWR	Carriage Bracket w/screw, LW, RH
CBSTL	Carriage Bracket w/screw, ST, LH
CBSTR	Carriage Bracket w/screw, ST, RH
CBPLWL	Painted Carriage Bracket LW-LH
CBPLWR	Painted Carriage Bracket LW-RH
CBPSTL	Painted Carriage Bracket ST-LH
CBPSTR	Painted Carriage Bracket ST-RH

CARRIAGE STOP LATCHES	
5-109-020-21	Carriage Stop Latch, LH
5-109-020-22	Carriage Stop Latch, RH

CASTERS/CASTER KITS	
CKR5HR	Rigid, 5 in. Hard Rubber Wheel
CKR6PP	Rigid, 6 in. Polyloc Wheel
CKS5HR	Swivel, 5 in. Hard Rubber Wheel
CKS6PP	Swivel, 6 in. Polyloc Wheel
6-168-155-10	Swivel, 2 in., Stem Caster

DRAWER PULL END CAPS	
ECDPPKG1	End Caps, Drw. Pull, Pkg. of 25 R and L
SGECDPPKG1	SG End Caps, Drw. Pull, Pkg. of 25 R and L

DRAWER PULL KITS	
DPK901SVPKG1	901 Drw Pull Kit-SV, Pkg. of 10
DPKSDPKG1	Door pull Kit, Shelf Door, Pkg. of 10
DPKSTPKG1	Drawer Pull Kit, Std, Pkg. of 10
DPKSVPKG1	Drawer Pull Kit, SV, Pkg. of 10
SGDPK901SVDPKG1	SG 901 Drw Pull Kit-SV, Pkg. of 10
SGDPKSTPKG1	SG Drawer Pull Kit, Std, Pkg. of 10
SGDPKSVPKG1	SG Drawer Pull Kit, SV, Pkg. of 10
SGDPKSDPKG1	SG Door Pull Kit, Shelf Door, Pkg. of 10

HARDWARE	
6-100-340-25	Base Cover Fastener Kit - (Qty. 4)
BCSCR	Base Cover Screw (each)
SCRCB	Carriage Bracket Screw
1-000-000-0	Caster Bolt
4-168-340-05	Caster Nut
6-160-000-14	Hardware Kit, Bench Leg
6-165-000-02	Laminate Plastic and Hardwood Hdwr Kit
SCREWPKG	Partition Screws, Package of 100
SCRDP	Screw, Drawer Pull
1-124-000-15	Screw, MR/ML Latch
STH1	Stak Top Hardware

KEYS	
KEY1	Key for Vidmar Locks, (specify combination)
KEY2	SL10 Master Key

LOCK CYLINDERS	
CYLFD	Lock Cylinder, Flush Door
CYLGN	General Lock Cylinder and Handle
CYLSDL1	Threaded Shelf Door Lock Cylinder
CYLSDLLH	Shelf Door Lock Cylinder, LH
CYLSDLRH	Shelf Door Lock Cylinder, RH
CYLSEC1	Security Drawer Lock Cylinder, Top
CYLSEC2	Security Drawer Lock Cylinder
CYLSEC3	Threaded Sec. Drw. Lock Cyl., Top
CYLSEC4	Threaded Sec. Drw. Lock Cyl.
A10712	Bayonet Lock Cyl and Key For Sliding Door
CYLSL	Lock Cylinder - SL10

LOCK PARTS	
4-100-040-12	Lock Hinge, 040 Cabinet, Universal
4-100-060-12	Lock Hinge, 060 Cabinet, Universal
4-100-135-12	Lock Hinge, 135 Cabinet, Universal
4-100-155-12	Lock Hinge, 155 Cabinet, Universal
4-100-175-12	Lock Hinge, 175 Cabinet, Universal
4-100-200-14	Lock Hinge, 200 Cabinet, Universal
4-100-245-14	Lock Hinge, 245 Cabinet, Universal
4-100-340-14	Lock Hinge, 340 Cabinet, Universal
4-152-340-25	Lock Toggle, Single Cabinet
4-152-341-04	Lock Rod, SL10
4-152-343-03	Lock Toggle, Double
5-100-340-39	Lock Bracket
5-144-340-15	Bracket, Shelf Door, Magnetic Catch
6-101-001-16	Hinge Lock Bar Pin, Universal
6-144-340-16	Shelf Door Magnet, Standard
6-144-517-21	Shelf Door Magnet, DW or XW
6-152-001-02	Lock Rod Mold Cam Washer
OSRODSL10	Lock Rod Kit, SL10, Old Style
OSSL10	Old Style SL10 Lock Assembly
RODGN10	Lock Rod and Toggle, GN-10
RODGN10R	Lock Rod and Toggle, GN-10R
RODSDL135	Lock Rod Kit, SDL 135, Old Style
RODSDL1351	Lock Rod Kit, SDL 1351, Threaded
RODSDL155	Lock Rod Kit, SDL 155, Old Style
RODSDL1551	Lock Rod Kit, SDL 1551, Threaded
RODSDL175	Lock Rod Kit, SDL 175, Old Style

LOCK PARTS	
RODSDL1751	Lock Rod Kit, SDL 1751, Threaded
RODSDL245	Lock Rod Kit, SDL 245, Old Style
RODSDL2451	Lock Rod Kit, SDL 2451, Threaded
RODSDL340	Lock Rod Kit, SDL 340, Old Style
RODSDL3401	Lock Rod Kit, SDL 3401, Threaded
RODSDL340OS	Lock Rod KitSDL, 340 Old Style
RODSL10	Lock Rod and Toggle, SL10
RODSL10L	Lock Rod and Toggle, SL10L (Left Hand Assembly)
RODSL10R	Lock Rod and Toggle, SL10R (Double Toggle)

MR & ML LATCHES	
1-124-000-15	Screw, MR/ML Latch
5-104-020-10	MR Latch Only
5-251-020-10	ML Latch Only
6-103-020-07	MR/ML Bushing
6-103-020-09	MR Spring Only
6-251-020-09	ML Spring Only
MLLK	ML Latch Kit
MRLK	MR Latch Kit

PAPER LABELS FOR LABEL HOLDERS	
PLALH13	Paper Label, ALH13
PLBLH	Paper Label, BLH02
PLGTL22	Paper Label, GTL22
PLGTL37	Paper Label, GTL37
PLGTL58	Paper Label, GTL58
PLLH01	Paper Label, LH01
PLLH04	Paper Label, LH04
PLLH06	Paper Label, LH06
PLLH08	Paper Label, LH08

PENDAFLEX	
8-112-070-01	Metal Pendaflex Frame

SHELF BRACKETS	
OSSBSTL	Old Style Shelf Bracket - ST, LH
OSSBSTR	Old Style Shelf Bracket - ST, RH
SBLWL	Shelf Bracket, LW, LH
SBLWR	Shelf Bracket, LW, RH
SBSTL	Shelf Bracket, Standard, LH
SBSTR	Shelf Bracket, Standard, RH

TAPE	
DTAA	Desk Top Adhesive
DST01	Double Sided Tape for Tops

VINYL SHIELDS/PAPER LABEL SETS FOR DRAWER/DOOR PULL	
VSPLSD*	Vinyl, Paper, Shelf Door Pull
VSPLDPOS	Vinyl, Paper, Drw. Pull, OS, 25.5 in.
VSPLDPST*	Vinyl, Paper, Drw. Pull, Standard
VSPLDPSV*	Vinyl, Paper, Drw. Pull, SV
SGVSPLDPST	SG Vinyl, Paper, Drw. Pull, Standard
SGVSPLDPSV	SG Vinyl, Paper, Drw. Pull, SV

VINYL SHIELDS/PAPER LABEL SETS FOR LABEL HOLDER	
VSPLGTL22	Vinyl, Paper - GTL22
VSPLGTL37	Vinyl, Paper - GTL37
VSPLGTL58	Vinyl, Paper - GTL58
VSPLLH01	Vinyl, Paper - LH01
VSPLLH04	Vinyl, Paper - LH04
VSPLLH06	Vinyl, Paper - LH06
VSPLLH08	Vinyl, paper - LH08

Stanley® Vidmar® Quick Ship products

Mezzanine Systems

Stanley® Vidmar® mezzanine systems are completely modular.

The basic components consist of five modules:

1. Two Stanley® Vidmar® cabinets for the top and bottom.
2. A Stanley® Vidmar® middle shelf cabinet. The middle cabinet provides height and space for overflow inventory.
3. Walkway support system. This support rack simply slides into each upper level cabinet (150 lb. Sq. Ft. capacity).
4. Grating. This heavy-duty grating drops into place like ceiling tiles.
5. Railings and stairs.
6. All components simply bolt together through pre-existing access holes.

Best of all, your mezzanine can be reconfigured as needed —even with cabinets fully loaded!

- Expansion modules allow system configuration to grow as needs change.
- Single- and/or double-aisle modules can be incorporated into any existing configuration to adapt to changing plant conditions.
- Pass-through modules can be incorporated into any configuration, allowing single or double cabinet width pass-throughs from aisle- to-aisle on both floor level and/or multi-levels.

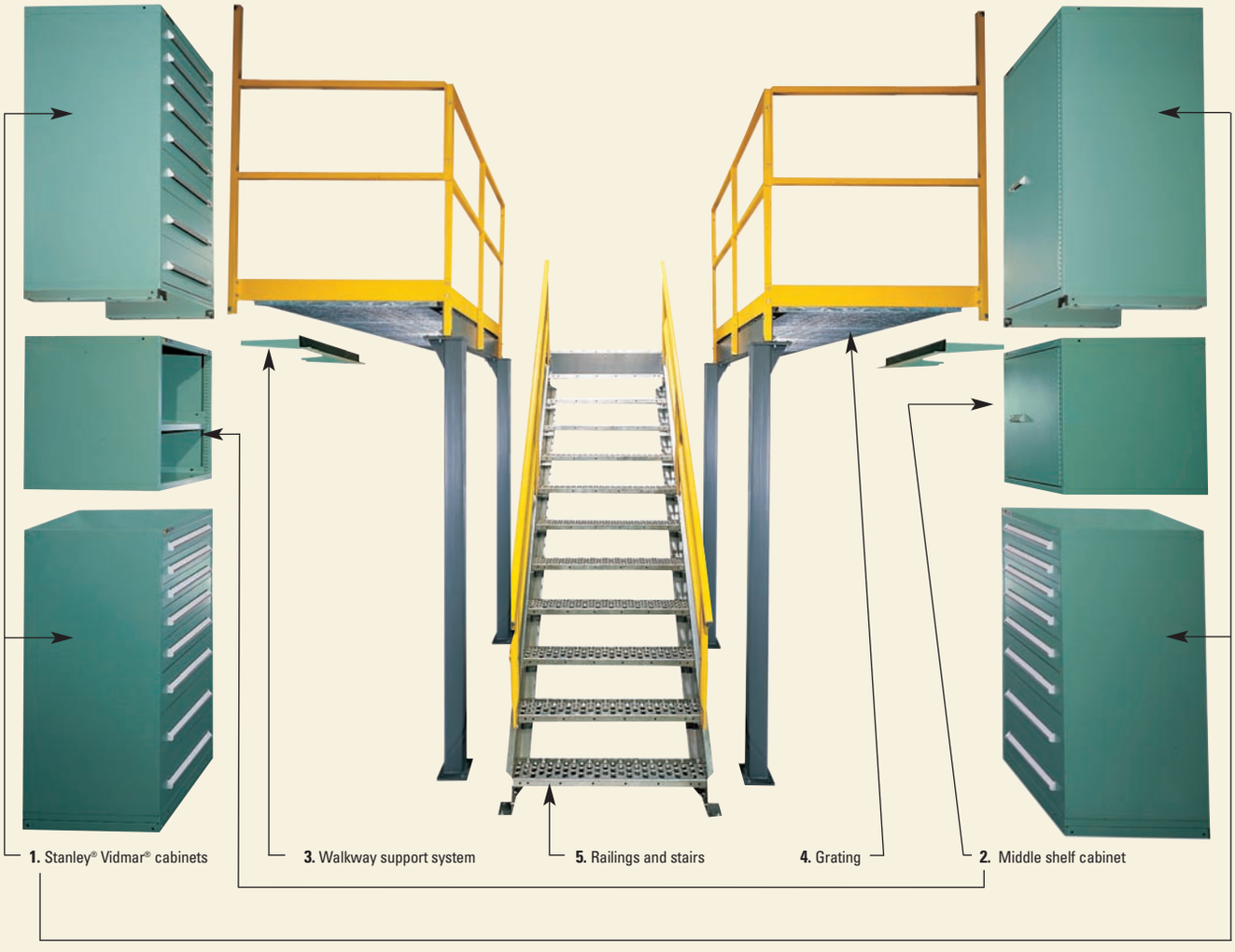

MaxiMezz™ System

A MaxiMezz™ System consists of Stanley® Vidmar® cabinets stacked two high into rows with an intermediate shelf cabinet placed between the top and bottom cabinets. Walkway support systems with grating are added along with railings and stairs. MaxiMezz™ systems can be configured in a number of ways to meet specific needs and can be reconfigured even when cabinets are loaded to meet changing requirements.

MiniMezz® System

The simplest mezzanine requires no grating or walkway system, and can be configured with any Stanley® Vidmar® cabinet. It consists of a row of stacked cabinets, plus railings, stairs, and a walking mat placed on top of another row of cabinets which serves as the mezzanine platform, providing even higher density storage.

Rail Kits

Available in 30 in. (762 mm) and 60 in. (1524 mm) widths for cabinet width openings and 36 in. (914 mm), 42 in. (1067 mm), and 48 in. (1219 mm) for aisle ends. Actual railing application determined by system configuration.

Stack Top Feature

See chart for model #s.

Cabinet tops can be furnished with threaded inserts attached to facilitate stacking of cabinets.

Pierced Top Feature

See chart for model #s.

Cabinet top knockouts—standard on all cabinets—can be removed at the factory for easier on-site installation of tops, trays, and other accessories.

Stack Top Feature

MODEL #	USED WITH HOUSING
STFST	Standard
STFXW	Extra Wide
STFDW	Double Wide
STFSV	Small Version
STFLW	Shallow Depth
STFXL	Extra Wide, Shallow Depth
STFDL	Double Wide, Shallow Depth
STFSL	Small Version, Shallow Depth

Pierced Top Feature

MODEL #	USED WITH HOUSING
PTFST	Standard
PTFXW	Extra Wide
PTFDW	Double Wide
PTFSV	Small Version
PTFLW	Shallow Depth
PTFXL	Extra Wide, Shallow Depth
PTFDL	Double Wide, Shallow Depth
PTFSL	Small Version, Shallow Depth

MaxiMezz™ System

MiniMezz® System

STANLEY

Vidmar

STAK System® Adjustable Storage Solutions

Organized storage and retrieval at its most versatile.

- It's a single-operator system that can handle bulky items weighing up to either 2,000 or 4,000 lbs. (905 or 1810 kg).
- STAK System® Storage has removable and adjustable pallets instead of fixed shelves.
- It has its own captive lifting and handling device. It saves space, saves time, and boosts productivity.
- To save floor space and get large items off the floor, standard STAK System® Storage rises about 16 ft, (4.9 m) maximizing vertical space (yet it has a small footprint).
- With the dedicated lifting and handling device, aisle space requirements are narrower than those required to maneuver a conventional forklift.
- The adjustable pallet locations help maximize storage density by minimizing the vertical space requirements of each stored item.
- The powered handling device maneuvers on four axes, so there's total movement flexibility to reach whatever you need.
- STAK System® Storage is so compact and efficient, it can occupy as little as 250 ft² (76 mm²).
- Whether you need it for motors, pumps, dies and fixtures, molds, barrels, or work-in-process, STAK System® Storage can be centrally located, where it's needed most.
- Each item has its own special location, so you can store or retrieve it in less than 2-1/2 minutes!
- You don't have to wait for a forklift to become available to do the job. Everything is neat, organized, and instantly accessible.
- You can maintain lower inventory levels without the threat of stockouts.
- STAK System® Storage can easily be expanded. So as your needs grow, the system can grow with you.

For more information on STAK System® Storage and accessories call 1-800-523-9462.

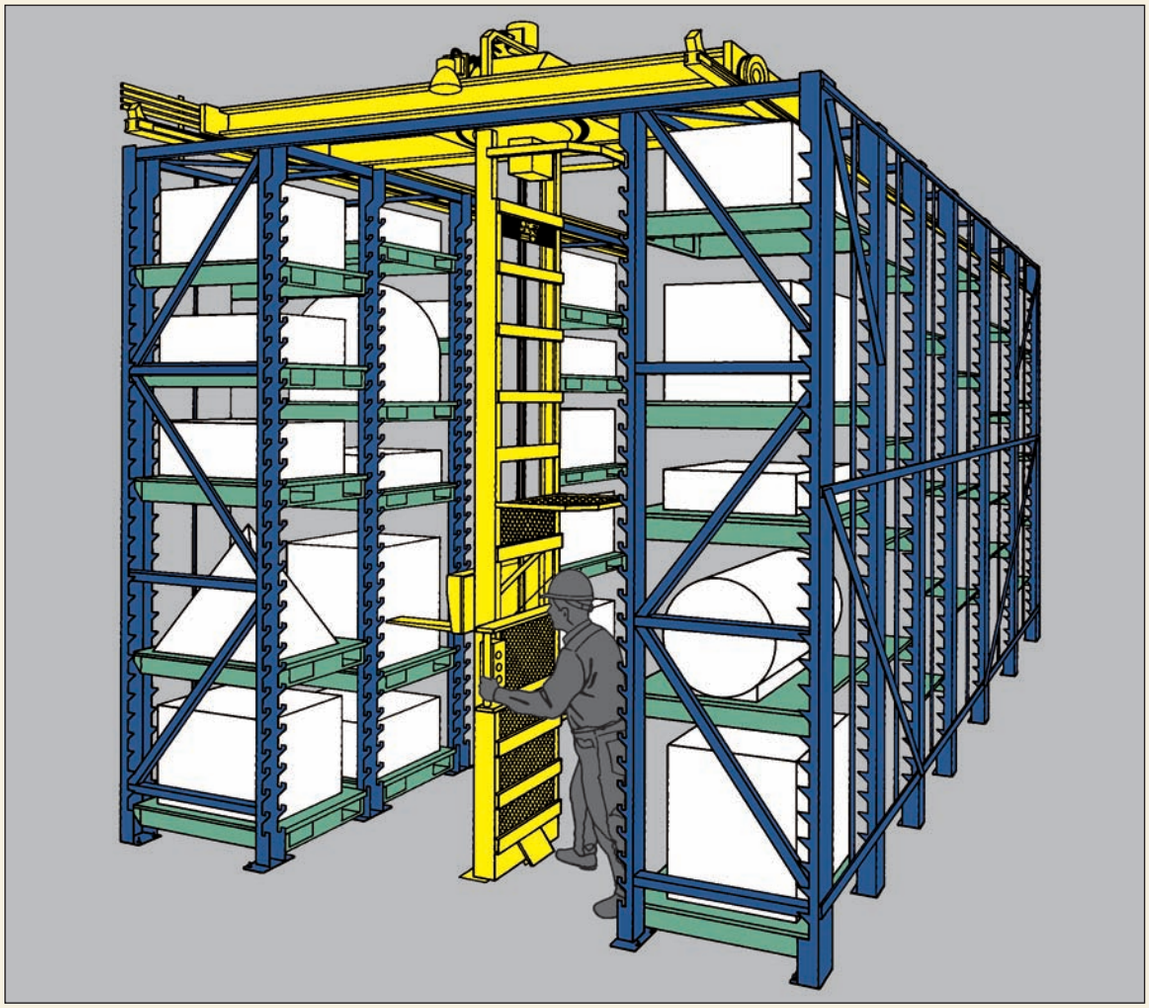

Mast **Racking** **Pallets**

SPECIALTY APPLICATIONS

STAK SYSTEM® STORAGE

Applications

Work-in-Process

STAK System® Storage helps reduce workcycle time by locating work-in-process close to the next station. Component damage is also minimized, since parts are kept off the plant floor. As a result, the system boosts operator and departmental productivity.

Maintenance

STAK System® Storage is ideal for bulky spare parts, motors, dies, and pumps, making these hard-to-handle maintenance items easily accessible and organized. A single operator can locate and retrieve critical inventory, helping reduce production interruptions.

Access Aisle

Access aisles with reinforced tops allow for fast and easy pallet retrieval from different sections of the STAK System® Storage.

Motor Storage

2K STAK System® Storage brings much-needed organization, efficiency, and expediency to motor storage. Your entire inventory is visible and reachable at all times, reducing downtime. In addition, STAK System® Storage eliminates disposal problems posed by oil-soaked wooden pallets.

Work in Process

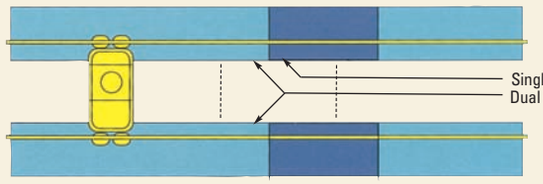

Access Aisle



2K Motor Storage

4K Maintenance System

Height/Pallet Selection Guide for 2K Pallets

To determine the height for STAK System® Storage that will fit your building, and the number of pallets per section based on load heights, follow these steps:

1. Measure from the floor to the lowest overhead obstruction. To account for variations in the floor level, check this measurement at several locations within the area of STAK System® Storage.
2. Standard STAK System® Storage height is 15 ft 4-5/16 in. (4.7 m). If your ceiling will not accept the standard height, select the height that will clear all obstructions from the other available heights below.
3. Match the height you selected in step 2 with your average pallet load height in the table below. The intersection will determine the number of pallets per section. Multiply this number by the number of sections to obtain total pallet quantity.

Note: *2 facing sections equal 1 bay.*

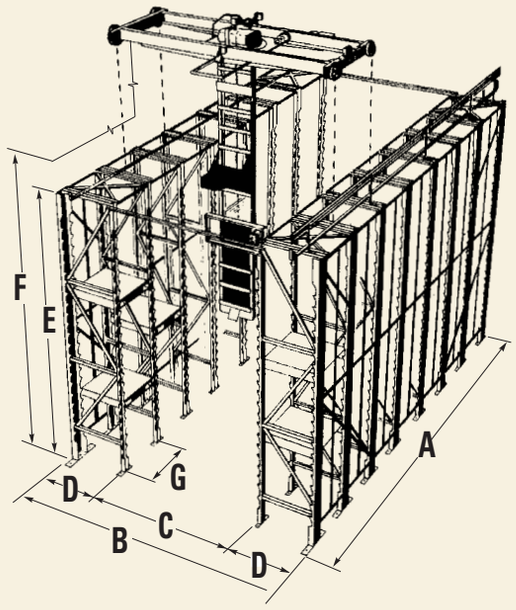

Height/Pallet Selection Guide for 2K Pallets

	OVERALL HEIGHT	STANDARD 15' 4-5/16" 4.7 M	OTHER AVAILABLE HEIGHTS 15' 7/16" 4.6 M	14' 8-9/16" 4.5 M	14' 4-11/16" 4.4 M	14' 13/16" 4.3 M	13' 8-15/16" 4.2 M	13' 5-1/16" 4.1 M	13' 13/16" 4.0 M	12' 9-5/16" 3.9 M	12' 5-7/16" 3.8 M	12' 1-9/16" 3.7 M	11' 9-11/16" 3.6 M	11' 5-13/16" 3.5 M	11' 1-15/16" 3.4 M	10' 10-1/16" 3.3 M	10' 6-3/16" 3.2 M	10' 2-5/16" 3.1 M	18' 3-3/16" 5.6 M
	HT. CODE	156	152	148	144	140	136	132	128	125	121	117	113	109	105	101	097	094	190
PALLET LOAD HEIGHT	6"	9	9	9	9	8	8	8	8	7	7	7	7	6	6	6	6	5	12
	10"	7	7	7	7	7	6	6	6	6	6	5	5	5	5	5	4	4	9
	14"	6	6	6	6	5	5	5	5	5	5	4	4	4	4	4	4	3	8
	18"	5	5	5	5	5	4	4	4	4	4	4	4	3	3	3	3	3	6
	22"	4	4	4	4	4	4	4	4	3	3	3	3	3	3	3	3	2	6
	26"	4	4	4	4	3	3	3	3	3	3	3	3	3	2	2	2	2	5
	30"	3	3	3	3	3	3	3	3	3	3	2	2	2	2	2	2	2	4
	PALLETS PER SECTION																		

Based on nominal lifting clearance of 4 in.

System Dimensions Guide*

	PALLET SIZES	26-1/2" X 30" 673 MM X 762 MM	36" X 30" 914 MM X 762 MM	36" X 36" 914 MM X 914 MM	42" X 36" 1067 MM X 914 MM	42" X 42" 1067 MM X 1067 MM
A	System Length					
	4 Bay	12' 8-1/2" (3.9 m)	15' 2" (4.6 m)	15' 2" (4.6 m)	16' 8" (5.1 m)	16' 8" (5.1 m)
	5 Bay	15' 4" (4.7 m)	18' 7" (5.7 m)	18' 7" (5.7 m)	20' 7" (6.3 m)	20' 7" (6.3 m)
	6 Bay	17' 11-1/2" (5.5 m)	22' (6.7 m)	22' (6.7 m)	24' 6" (7.5 m)	24' 6" (7.5 m)
	7 Bay	20' 7" (6.3 m)	25' 5" (7.7 m)	25' 5" (7.7 m)	28' 5" (8.7 m)	28' 5" (8.7 m)
	8 Bay	23' 2-1/2" (7.1 m)	28' 10" (8.8 m)	28' 10" (8.8 m)	32' 4" (9.9 m)	32' 4" (9.9 m)
	9 Bay	25' 10" (7.9 m)	32' 3" (9.8 m)	32' 3" (9.8 m)	36' 3" (11.0 m)	36' 3" (11.0 m)
	10 Bay	28' 5-1/2" (8.7 m)	35' 8" (10.9 m)	35' 8" (10.9 m)	40' 2" (12.2 m)	40' 2" (12.2 m)
	11 Bay	31' 1" (9.5 m)	39' 1" (11.9 m)	39' 1" (11.9 m)	44' 1" (13.4 m)	44' 1" (13.4 m)
	12 Bay	33' 8-1/2" (10.3 m)	42' 6" (13.0 m)	42' 6" (13.0 m)	48' (14.6 m)	48' (14.6 m)
	13 Bay	36' 4" (11.1 m)	45' 11" (14.0 m)	45' 11" (14.0 m)	51' 11" (15.8 m)	51' 11" (15.8 m)
	14 Bay	38' 11-1/2" (11.9 m)	49' 4" (15.0 m)	49' 4" (15.0 m)	55' 10" (17.0 m)	55' 10" (17.0 m)
	15 Bay	41' 7" (12.7 m)	52' 9" (16.1 m)	52' 9" (16.1 m)	59' 9" (18.2 m)	59' 9" (18.2 m)
	16 Bay	44' 2-1/2" (13.5 m)	56' 2" (17.1 m)	56' 2" (17.1 m)	63' 8" (19.4 m)	63' 8" (19.4 m)
	17 Bay	46' 10" (14.3 m)	59' 7" (18.2 m)	59' 7" (18.2 m)	67' 7" (20.6 m)	67' 7" (20.6 m)
	18 Bay	49' 5-1/2" (15.1 m)	63' (19.2 m)	63' (19.2 m)	71' 6" (21.8 m)	71' 6" (21.8 m)
	20 Bay	54' 8-1/2" (16.7 m)	69' 10" (21.3 m)	69' 10" (21.3 m)	79' 4" (24.2 m)	79' 4" (24.2 m)
B	Overall System Width	11' 11" (3.6 m)	11' 11" (3.6 m)	13' 7" (4.1 m)	13' 7" (4.1 m)	15' 3" (4.6 m)
C	Aisle Width	6' 6" (2.0 m)	6' 6" (2.0 m)	7' 2" (2.2 m)	7' 2" (2.2 m)	7' 10" (2.4 m)
D	Rack Depth	2' 7-1/2" (0.8 m)	2' 7-1/2" (0.8 m)	3' 1-1/2" (1.0 m)	3' 1-1/2" (1.0 m)	3' 7-1/2" (1.1 m)
E	Rack Height	13' (4.0 m)	13' (4.0 m)	13' (4.0 m)	13' (4.0 m)	13' (4.0 m)
F	Overall Height (Before Shimming)	15' 4-5/16" (4.7 m)	15' 4-5/16" (4.7 m)	15' 4-5/16" (4.7 m)	15' 4-5/16" (4.7 m)	15' 4-5/16" (4.7 m)
G	Columns: Center to Center	2' 7-1/2" (0.8 m)	3' 5" (1.0 m)	3' 5" (1.0 m)	3' 11" (1.2 m)	3' 11" (1.2 m)
	Add-on Bay Length	2' 7-1/2" (0.8 m)	3' 5" (1.0 m)	3' 5" (1.0 m)	3' 11" (1.2 m)	3' 11" (1.2 m)

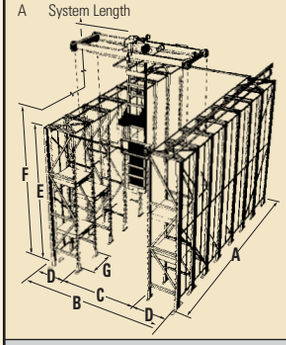

* Consult factory for 4K STAK System® Storage dimensions.
** Dimension includes Rail Extension dimension.
*** Dimension includes exterior strapping and hardware.

Add-on Bays

- Add-on bays allow your system to grow as your needs change. (Order pallets separately.)

4 ft (1.2 m) Cantilever Overhang

- Allows lifting device to travel beyond the racking.
- Ideal for parts staging or transfer.

Mast/Floor Lock

Model # 2KMFL

- Holds the mast in place while items are being transferred from pallet.
- Will compensate for up to 6 in. (152.4 mm) variation in floor level.

Mast/Floor Lock

Starter Units

MODEL #	PALLET SIZE
2KS042630156	26-1/2 in. x 30 in. (673 mm x 762 mm)
2KS043630156	36 in. x 30 in. (914 mm x 762 mm)
2KS043636156	36 in. x 36 in. (914 mm x 914 mm)
2KS044236156	42 in. x 36 in. (1067 mm x 914 mm)
2KS044242156	42 in. x 42 in. (1067 mm x 1067 mm)
2KS045242156	52 in. x 42 in. (1321 mm x 1067 mm)
2KS044848156	48 in. x 48 in. (1219 mm x 1219 mm)
2KS045248156	52 in. x 48 in. (1321 mm x 1219 mm)

4 ft Cantilever Overhang

Add-on Bays

MODEL #	PALLET SIZE
2KA012630156	26-1/2 in. x 30 in. (673 mm x 762 mm)
2KA013630156	36 in. x 30 in. (914 mm x 762 mm)
2KA013636156	36 in. x 36 in. (914 mm x 914 mm)
2KA014236156	42 in. x 36 in. (1067 mm x 914 mm)
2KA014242156	42 in. x 42 in. (1067 mm x 1067 mm)
2KA015242156	52 in. x 42 in. (1321 mm x 1067 mm)
2KA014848156	48 in. x 48 in. (1219 mm x 1219 mm)
2KA015248156	52 in. x 48 in. (1321 mm x 1219 mm)

4 ft Cantilever Overhang

MODEL #	PALLET SIZE
2KFFC026	26-1/2 in. (673 mm)
2KFFC036	36 in. (914 mm)
2KFFC042	42 in. (1067 mm)
2KFFC048	48 in. (1219 mm)
2KFFC052	52 in. (1321 mm)

52" X 42" 1321 MM X 1067 MM	48" X 48" 1219 MM X 1219 MM	52" X 48" 1321 MM X 1219 MM	60" X 42" 1524 MM X 1067 MM	60" X 48" 1524 MM X 1219 MM	72" X 42" 1829 MM X 1067 MM	72" X 48" 1829 MM X 1219 MM
20' (6.1 m)	18' 8" (5.7 m)	20' (6.1 m)	22' 8" (6.9 m)	22' 8" (6.9 m)	26' 8" (8.1 m)	26' 8" (8.1 m)
24' 9" (7.5 m)	23' 1" (7.0 m)	24' 9" (7.5 m)	28' 1" (8.6 m)	28' 1" (8.6 m)	33' 1" (10.1 m)	33' 1" (10.1 m)
29' 6" (9.0 m)	27' 6" (8.4 m)	29' 6" (9.0 m)	33' 6" (10.2 m)	33' 6" 10.2 m)	39' 6" (12.0 m)	39' 6" (12.0 m)
34' 3" (10.4 m)	31' 11" (9.7 m)	34' 3" (10.4 m)	38' 11" (11.9 m)	38' 11" (11.9 m)	45' 11" (14.0 m)	45' 11" (14.0 m)
39' (11.9 m)	36' 4" (11.1 m)	39' (11.9 m)	44' 4" (13.5 m)	44' 4" (13.5 m)	52' 4" (16.0 m)	52' 4" (16.0 m)
43' 9" (13.3 m)	40' 9" (12.4 m)	43' 9" (13.3 m)	49' 9" (15.2 m)	49' 9" (15.2 m)	58' 9" (17.9 m)	58' 9" (17.9 m)
48' 6" (14.8 m)	45' 2" (13.8 m)	48' 6" (14.8 m)	55' 2" (16.8 m)	55' 2" (16.8 m)	65' 2" (19.9 m)	65' 2" (19.9 m)
53' 3" (16.2 m)	49' 7" (15.1 m)	53' 3" (16.2 m)	60' 7" (18.5 m)	60' 7" (18.5 m)	71' 7" (21.8 m)	71' 7" (21.8 m)
58' (17.7 m)	54' (16.5 m)	58' (17.7 m)	66' (20.1 m)	66' (20.1 m)	78' (23.8 m)	78' (23.8 m)
62' 9" (19.1 m)	58' 5" (17.8 m)	62' 9" (19.1 m)	71' 5" (21.8 m)	71' 5" (21.8 m)	84' 5" (25.7 m)	84' 5" (25.7 m)
67' 6" (20.6 m)	62' 10" (19.2 m)	67' 6" (20.6 m)	76' 10" (23.4 m)	76' 10" (23.4 m)	90' 10" (27.7 m)	90' 10" (27.7 m)
72' 3" (22.0 m)	67' 3" (20.5 m)	72' 3" (22.0 m)	82' 3" (25.1 m)	82' 3" (25.1 m)	97' 3" (29.6 m)	97' 3" (29.6 m)
77' (23.5 m)	71' 8" (21.8 m)	77' (23.5 m)	87' 8" (26.7 m)	87' 8" (26.7 m)	103' 8" (31.6 m)	103' 8" (31.6 m)
81' 9" (24.9 m)	76' 1" (23.2 m)	81' 9" (24.9 m)	93' 1" (28.4 m)	93' 1" (28.4 m)	110' 1" (33.6 m)	110' 1" (33.6 m)
86' 6" (26.4 m)	80' 6" (24.5 m)	86' 6" (26.4 m)	98' 6" (30.0 m)	98' 6" (30.0 m)	116' 6" (35.5 m)	116' 6" (35.5 m)
96' (29.3 m)	89' 4" (27.2 m)	96'(29.3 m)	109' 4" (33.3 m)	109' 4" (33.3 m)	129' 4" (39.4 m)	129' 4" (39.4 m)
15' 3" (4.6 m)	16' 3" (5.0 m)	16' 3" (5.0 m)	15' 3" (4.6 m)	16' 3" (5.0 m)	15' 3" (4.6 m)	16' 3" (5.0 m)
7' 10" (2.4 m)	7' 10" (2.4 m)	7' 10" (2.4 m)	7' 10" (2.4 m)	7' 10" (2.4 m)	7' 10" (2.4 m)	7' 10" (2.4 m)
3' 7-1/2" (1.1 m)	4' 1/2" (1.3 m)	4' 1/2" (1.3 m)	3' 7-1/2" (1.1 m)	4' 1/2" (1.3 m)	3' 7-1/2" (1.1 m)	4' 1/2" (1.3 m)
13' (4.0 m)	13' (4.0 m)	13' (4.0 m)	13' (4.0 m)	13' (4.0 m)	13' (4.0 m)	13' (4.0 m)
15' 4-5/16" (4.7 m)	15' 4-5/16" (4.7 m)	15' 4-5/16" (4.7 m)	15' 4-5/16" (4.7 m)	15' 4-5/16" (4.7 m)	15' 4-5/16" (4.7 m)	15' 4-5/16" (4.7 m)
4' 9" (1.4 m)	4' 5" (1.3 m)	4' 9" (1.4 m)	5' 5" (1.7 m)	5' 5" (1.7 m)	6' 5" (2.0 m)	6' 5" (2.0 m)
4' 9" (1.4 m)	4' 5" (1.3 m)	4' 9" (1.4 m)	5' 5" (1.7 m)	5' 5" (1.7 m)	6' 5" (2.0 m)	6' 5" (2.0 m)

Access Aisle

Model # 2KSSAA022630156

- Single side access aisle widths are determined by system pallet sizes.

Model # 2KDSAA022630156

- Dual side access aisles are not restricted by pallet widths, but cannot exceed 10 ft. (3.0 m)

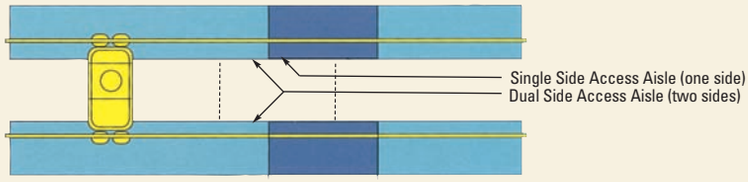

Access Aisle

Mast Rotation Restraint

Model # 2KMRR 2

- Automatically positions the mast at 90° intervals (parallel and perpendicular to the aisle).
- Can be disengaged to provide 360° continuous rotation.

Mast Rotation Restraint

Mast/Column Pallet Locator Feature

Mast Model # 2KPLFM156
Column Model # PLSC156

- Allows the operator to place the forks in the exact position required to easily remove and replace pallets in their numbered location.

Mast/Column Pallet Locator Feature

Rear Column Brackets

6 in. (152 mm) Bracket Model # RCB06
8 in. (203 mm) Bracket Model # RCB08
12 in. (305 mm) Bracket Model # RCB12

- Brackets quick-lock to rear columns to convert unused space to manual storage of bar stock, piping, etc.

Rear Column Brackets

Trolley Lock (Not Shown)

Model # 2KTLF

- Locks lifting device in the middle of the aisle for ease of use on longer systems.

Motorized Bridge Feature (Not Shown)

Model # 2KMBF 1

- Adjustable Speed.
- Recommended on systems with long runs and high activity. Not recommended on extended height systems.

Shim-Paks (Not Shown)

Model # SHIM2B

- Shim-Paks are recommended for leveling STAK System® Storage Units.
- Specially notched to slip under the footplates.
- Each kit contains enough shims to correct a 1 in. (25.4 mm) floor variation over two bays.

STAK System®/Gard Safety Mesh

- Flush-mounted nylon mesh (2 in. x 2 in. (51 mm x 51 mm) square) that is safety-rated to 1,000 lbs. per square foot (4882 kg/sq m) for the 2K Systems and 5,000 per square foot (24,410 kg/sq m) for 4K Systems.
- Recommended for bays on or near traffic aisles or operations areas.
- Call customer service for size specifications and costs.

STAK System®/Gard Safety Mesh

Instant-I.D. Pallet Label

12 in. (305 mm) Label Model # MPL12

- Affix and remove labels quickly.
- Labels attach magnetically.

Instant-I.D. Pallet Label

Pallets

- Pallets have fork guides in front.
- They are offered with a variety of attachable options.

2K Pallets

- 2,000 lbs. (907.2 kg) capacity, uniformly distributed load.

1-1/4 in. (31.8 mm) Back Lip Feature

- Provides added security to prevent items from extending beyond pallet.

Pallet Support Frame

- For storing loads on skids. (One piece)

Pallet Support Brackets

- For storing loads on ends of skids only. (Fixed position only. Two pieces)

Pallets



1-1/4 in. (32 mm) Back Lip Feature

Pallet Support Frame

Pallet Support Frame

MODEL #	PALLET SIZE
2KPSF2630	26-1/2 in. x 30 in. (673 mm x 762 mm)
2KPSF3630	36 in. x 30 in. (914 mm x 762 mm)
2KPSF3636	36 in. x 36 in. (914 mm x 914 mm)
2KPSF4236	42 in. x 36 in. (1067 mm x 914 mm)
2KPSF4242	42 in. x 42 in. (1067 mm x 1067 mm)
2KPSF5242	52 in. x 42 in. (1321 mm x 1067 mm)
2KPSF4848	48 in. x 48 in. (1219 mm x 1219 mm)
2KPSF5248	52 in. x 48 in. (1321 mm x 1219 mm)

2K Pallets

MODEL #	PALLET SIZE (WXD)
2KP2630	26-1/2 in. x 30 in. (673 mm x 762 mm)
2KP3630	36 in. x 30 in. (914 mm x 762 mm)
2KP3636	36 in. x 36 in. (914 mm x 914 mm)
2KP4236	42 in. x 36 in. (1067 mm x 914 mm)
2KP4242	42 in. x 42 in. (1067 mm x 1067 mm)
2KP5242	52 in. x 42 in. (1321 mm x 1067 mm)
2KP4848	48 in. x 48 in. (1219 mm x 1219 mm)
2KP5248	52 in. x 48 in. (1321 mm x 1219 mm)

Pallet Support Brackets

Pallet Support Brackets

MODEL #	PALLET SIZE
2KPSB30	For 26-1/2 in. x 30 in. and 36 in. x 30 in. Systems (673 mm x 762 mm and 914 mm x 762 mm)
2KPSB36	For 36 in. x 36 in. and 42 in. x 36 in. Systems (914 mm x 914 mm and 1067 mm x 914 mm)
2KPSB42	For 42 in. x 42 in. and 52 in. x 42 in. Systems (1067 mm x 1067 mm and 1321 mm x 1067 mm)
2KPSB48	For 48 in. x 48 in. and 52 in. x 48 in. Systems (1219 mm x 1219 mm and 1321 mm x 1219 mm)

1-1/4 in. (32 mm) Back Lip Feature

MODEL #	PALLET SIZE
RL26	26-1/2 in. wide (673 mm)
RL36	36 in. wide (914 mm)
RL42	42 in. wide (1067 mm)
RL48	48 in. wide (1219 mm)
RL52	52 in. wide (1321 mm)

Flow Through Pallet

2K Pallets (2000 lbs.)(907.2 kg) capacity, uniformly distributed load) with expanded metal cover allows for sprinkler system water to flow through the pallet. Normally used for hazardous material storage in conjunction with the HazMat STAK System® Storage.

Wire Basket Feature

- Attaches to the pallet surface.
- Easy-to-see storage for small or irregular items.
- 12 in. (305 mm) and 24 in. (610 mm) heights.

Tire Storage Pallet

- Cross bars secure up to six standard tires or four large tires in an upright position.
- A front drop gate opens a ramp to roll tires off pallet which also serves as a restraining gate.
- Pallet can be loaded directly from/to delivery truck eliminating a transport step.
- Consult factory for model number.

Tire Storage Pallet

Tire Storage Pallet Rear Drop



Flow Through Pallet

Flow Through Pallet

MODEL #	PALLET SIZE (WXD)
2KFTP2630	26-1/2 in. x 30 in. (673 mm x 762 mm)
2KFTP3630	36 in. x 30 in. (914 mm x 762 mm)
2KFTP3636	36 in. x 36 in. (914 mm x 914 mm)
2KFTP4236	42 in. x 36 in. (1067 mm x 914 mm)
2KFTP4242	42 in. x 42 in. (1067 mm x 1067 mm)
2KFTP5242	52 in. x 42 in. (1321 mm x 1067 mm)
2KFTP4848	48 in. x 48 in. (1219 mm x 1219 mm)
2KFTP5248	52 in. x 48 in. (1321 mm x 1219 mm)



Wire Basket Feature (Pallet not included)

Wire Basket Feature

MODEL #	PALLET SIZE (WXD)	HEIGHT
WTK263012	26-1/2 in. x 30 in. (673 mm x 762 mm)	12 in. (305 mm)
WTK263024	26-1/2 in. x 30 in. (673 mm x 762 mm)	24 in. (610 mm)
WTK363012	36 in. x 30 in. (914 mm x 762 mm)	12 in. (305 mm)
WTK363024	36 in. x 30 in. (914 mm x 762 mm)	24 in. (610 mm)
WTK363612	36 in. x 36 in. (914 mm x 914 mm)	12 in. (305 mm)
WTK363624	36 in. x 36 in. (914 mm x 914 mm)	24 in. (610 mm)
WTK423612	42 in. x 36 in. (1067 mm x 914 mm)	12 in. (305 mm)
WTK423624	42 in. x 36 in. (1067 mm x 914 mm)	24 in. (610 mm)
WTK424212	42 in. x 42 in. (1067 mm x 1067 mm)	12 in. (305 mm)
WTK424224	42 in. x 42 in. (1067 mm x 1067 mm)	24 in. (610 mm)
WTK524212	52 in. x 42 in. (1321 mm x 1067 mm)	12 in. (305 mm)
WTK524224	52 in. x 42 in. (1321 mm x 1067 mm)	24 in. (610 mm)
WTK484812	48 in. x 48 in. (1219 mm x 1219 mm)	12 in. (305 mm)
WTK484824	48 in. x 48 in. (1219 mm x 1219 mm)	24 in. (610 mm)
WTK524812	52 in. x 48 in. (1321 mm x 1219 mm)	12 in. (305 mm)
WTK524824	52 in. x 48 in. (1321 mm x 1219 mm)	24 in. (610 mm)

Toolholder Feature

Model # THS 3008 (26-1/2 in. x 30 in.) (637 mm x 762 mm)
Model # THS 3608 (36 in. x 30 in.) (914 mm x 762 mm)

- Sturdy, heavy-duty tool storage pallet for machining centers.
- Easily attaches to pallet surface.
- Toolholders ordered separately.



Toolholder Feature

Tub Kit with Drop Front Feature

- Items can be easily removed when front wall is dropped.
- Available in three heights: 4-7/8 in. (124 mm), 8-3/8 in. (212.7 mm), 12-5/8 in. (321 mm).

Tub Kit with Drop Front Feature

Tub Kits/Dividers and Partitions

- Sidewall, front-to-back partitions, plus dividers, allow compartmentalization of pallets.
- Available in three heights: 4-7/8 in. (124 mm), 8-3/8 in. (212.7 mm), 12-5/8 in. (321 mm).



Tub Kits/Dividers and Partitions

Tub Kits with Drop Front Feature

MODEL #	PALLET SIZE	HEIGHT
TKDF2630048	26-1/2 in. x 30 in. (673 mm x 762 mm)	4-7/8 in. (124 mm)
TKDF2630087	26-1/2 in. x 30 in. (673 mm x 762 mm)	8-3/4 in. (222 mm)
TKDF2630126	26-1/2 in. x 30 in. (673 mm x 762 mm)	12-5/8 in. (321 mm)
TKDF3630048	36 in. x 30 in. (914 mm x 762 mm)	4-7/8 in. (124 mm)
TKDF3630087	36 in. x 30 in. (914 mm x 762 mm)	8-3/4 in. (222 mm)
TKDF3630126	36 in. x 30 in. (914 mm x 762 mm)	12-5/8 in. (321 mm)
TKDF3636048	36 in. x 36 in. (914 mm x 914 mm)	4-7/8 in. (124 mm)
TKDF3636087	36 in. x 36 in. (914 mm x 914 mm)	8-3/4 in. (222 mm)
TKDF3636126	36 in. x 36 in. (914 mm x 914 mm)	12-5/8 in. (321 mm)
TKDF4236048	42 in. x 36 in. (1067 mm x 914 mm)	4-7/8 in. (124 mm)
TKDF4236087	42 in. x 36 in. (1067 mm x 914 mm)	8-3/4 in. (222 mm)
TKDF4236126	42 in. x 36 in. (1067 mm x 914 mm)	12-5/8 in. (321 mm)
TKDF4242048	42 in. x 42 in. (1067 mm x 1067 mm)	4-7/8 in. (124 mm)
TKDF4242087	42 in. x 42 in. (1067 mm x 1067 mm)	8-3/4 in. (222 mm)
TKDF4242126	42 in. x 42 in. (1067 mm x 1067 mm)	12-5/8 in. (321 mm)
TKDF5242048	52 in. x 42 in. (1321 mm x 1067 mm)	4-7/8 in. (124 mm)
TKDF5242087	52 in. x 42 in. (1321 mm x 1067 mm)	8-3/4 in. (222 mm)
TKDF5242126	52 in. x 42 in. (1321 mm x 1067 mm)	12-5/8 in. (321 mm)
TKDF4848048	48 in. x 48 in. (1219 mm x 1219 mm)	4-7/8 in. (124 mm)
TKDF4848087	48 in. x 48 in. (1219 mm x 1219 mm)	8-3/4 in. (222 mm)
TKDF4848126	48 in. x 48 in. (1219 mm x 1219 mm)	12-5/8 in. (321 mm)
TKDF5248048	52 in. x 48 in. (1321 mm x 1219 mm)	4-7/8 in. (124 mm)
TKDF5248087	52 in. x 48 in. (1321 mm x 1219 mm)	8-3/4 in. (222 mm)
TKDF5248126	52 in. x 48 in. (1321 mm x 1219 mm)	12-5/8 in. (321 mm)

Tub Kits

MODEL #	PALLET SIZE
TK2630048	26-1/2 in. x 30 in. x 4-7/8 in. (673 mm x 762 mm x 124 mm)
TK2630087	26-1/2 in. x 30 in. x 8-3/4 in. (673 mm x 762 mm x 222 mm)
TK2630126	26-1/2 in. x 30 in. x 12-5/8 in. (673 mm x 762 mm x 321 mm)
TK3630048	36 in. x 30 in. x 4-7/8 in. (914 mm x 762 mm x 124 mm)
TK3630087	36 in. x 30 in. x 8-3/4 in. (914 mm x 762 mm x 222 mm)
TK3630126	36 in. x 30 in. x 12-5/8 in. (914 mm x 762 mm x 321 mm)
TK3636048	36 in. x 36 in. x 4-7/8 in. (914 mm x 914 mm x 124 mm)
TK3636087	36 in. x 36 in. x 8-3/4 in. (914 mm x 914 mm x 222 mm)
TK3636126	36 in. x 36 in. x 12-5/8 in. (914 mm x 914 mm x 321 mm)
TK4236048	42 in. x 36 in. x 4-7/8 in. (1067 mm x 914 mm x 124 mm)
TK4236087	42 in. x 36 in. x 8-3/4 in. (1067 mm x 914 mm x 222 mm)
TK4236126	42 in. x 36 in. x 12-5/8 in. (1067 mm x 914 mm x 321 mm)
TK4242048	42 in. x 42 in. x 4-7/8 in. (1067 mm x 1067 mm x 124 mm)
TK4242087	42 in. x 42 in. x 8-3/4 in. (1067 mm x 1067 mm x 222 mm)
TK4242126	42 in. x 42 in. x 12-5/8 in. (1067 mm x 1067 mm x 321 mm)
TK5242048	52 in. x 42 in. x 4-7/8 in. (1321 mm x 1067 mm x 124 mm)
TK5242087	52 in. x 42 in. x 8-3/4 in. (1321 mm x 1067 mm x 222 mm)
TK5242126	52 in. x 42 in. x 12-5/8 in. (1321 mm x 1067 mm x 321 mm)
TK4848048	48 in. x 48 in. x 4-7/8 in. (1219 mm x 1219 mm x 124 mm)
TK4848087	48 in. x 48 in. x 8-3/4 in. (1219 mm x 1219 mm x 222 mm)
TK4848126	48 in. x 48 in. x 12-5/8 in. (1219 mm x 1219 mm x 321 mm)
TK5248048	52 in. x 48 in. x 4-7/8 in. (1321 mm x 1219 mm x 124 mm)
TK5248087	52 in. x 48 in. x 8-3/4 in. (1321 mm x 1219 mm x 222 mm)
TK5248126	52 in. x 48 in. x 12-5/8 in. (1321 mm x 1219 mm x 321 mm)

Dividers

MODEL #	PALLET SIZE
D13048	13 in. x 4-7/8 in. (330 mm x 124 mm)
D13087	13 in. x 8-3/4 in. (330 mm x 222 mm)
D13126	13 in. x 12-5/8 in. (330 mm x 321 mm)
D18048	18 in. x 4-7/8 in. (457 mm x 124 mm)
D18087	18 in. x 8-3/4 in. (457 mm x 222 mm)
D18126	18 in. x 12-5/8 in. (457 mm x 321 mm)
D21048	21 in. x 4-7/8 in. (533 mm x 124 mm)
D21087	21 in. x 8-3/4 in. (533 mm x 222 mm)
D21126	21 in. x 12-5/8 in. (533 mm x 321 mm)
D24048	24 in. x 4-7/8 in. (610 mm x 124 mm)
D24087	24 in. x 8-3/4 in. (610 mm x 222 mm)
D24126	24 in. x 12-5/8 in. (610 mm x 321 mm)
D26048	26 in. x 4-7/8 in. (660 mm x 124 mm)
D26087	26 in. x 8-3/4 in. (660 mm x 222 mm)
D26126	26 in. x 12-5/8 in. (660 mm x 321 mm)
D30126	30 in. x 12-5/8 in. (762 mm x 321 mm)

Partitions

MODEL #	PALLET SIZE
P30048	30 in. x 4-7/8 in. (762 mm x 124 mm)
P30087	30 in. x 8-3/4 in. (762 mm x 222 mm)
P30126	30 in. x 12-5/8 in. (762 mm x 321 mm)
P36048	36 in. x 4-7/8 in. (914 mm x 124 mm)
P36087	36 in. x 8-3/4 in. (914 mm x 222 mm)
P36126	36 in. x 12-5/8 in. (914 mm x 321 mm)
P42048	42 in. x 4-7/8 in. (1067 mm x 124 mm)
P42087	42 in. x 8-3/4 in. (1067 mm x 222 mm)
P42126	42 in. x 12-5/8 in. (1067 mm x 321 mm)
P48048	48 in. x 4-7/8 in. (1219 mm x 124 mm)
P48087	48 in. x 8-3/4 in. (1219 mm x 222 mm)
P48126	48 in. x 12-5/8 in. (1219 mm x 321 mm)

Operator's Cab - 4K Systems

- Ergonomically designed.
- Operator's cab on the 4K System has all controls on board, and provides clear sight lines.
- Safety is enhanced by a platform control pedal, protective canopy, hand guards, and cab back.

Controls - 4K Systems

- Dual control pads direct movement on four axes, with a double pump for speed control.
- "Smart" controls sense position and direction of movement, providing for safe, accurate, and easy operation.
- Controls also include key ignition and emergency stop.

Work-In-Process Cart

(*For 4K Systems, use 4K instead of 2K in Model #)

- Cradles entire pallet for easy, fast delivery.
- Two fixed and two swivel casters with locks.
- Capacity: 2,000 pounds (907.2 kg) or 4,000 pounds (1814.4 kg).
- Height: 25 in. (635 mm)
- Color: safety yellow.

Operator's Cab



Controls

Work-In-Process Cart

Work-In-Process Cart

MODEL #	PALLET SIZE (WXD AND OR WXD)
2KWIP 263630	26-1/2 in. x 30 in. and/or 36 in. x 30 in. (673 mm x 762 mm and/or 914 mm x 762 mm)
2KWIP 364236	36 in. x 36 in. and/or 42 in. x 36 in. (914 mm x 914 mm and/or 1067 mm x 914 mm)
2KWIP 425242	42 in. x 42 in. and/or 52 in. x 42 in. (1067 mm x 1067 mm and/or 1321 mm x 1067 mm)
2KWIP 485248	48 in. x 48 in. and/or 52 in. x 48 in. (1219 mm x 1219 mm and/or 1321 mm x 1219 mm)

4K Pallets

MODEL #	PALLET SIZE (WXD)
4KP2630	26-1/2 in. x 30 in. (673 mm x 762 mm)
4KP3630	36 in. x 30 in. (914 mm x 762 mm)
4KP3636	36 in. x 36 in. (914 mm x 914 mm)
4KP4236	42 in. x 36 in. (1067 mm x 914 mm)
4KP4242	42 in. x 42 in. (1067 mm x 1067 mm)
4KP5242	52 in. x 42 in. (1321 mm x 1067 mm)
4KP4848	48 in. x 48 in. (1219 mm x 1219 mm)
4KP5248	52 in. x 48 in. (1321 mm x 1219 mm)

HazMat STAK System® Storage

Today there's a safer, more efficient way to store, stage, and selectively retrieve drums of hazardous material. Stanley® Vidmar® HazMat STAK System® Storage gets your drums off the floor and into their own dedicated system without a forklift. With its own totally dedicated drum handling device, HazMat STAK System® Storage helps you reduce the delays and accidents associated with forklift handling. And it's easy to operate, so anyone can use it.

Because 55-gallon drums are stored one deep in the HazMat, they remain visible so you can easily detect potential problems. And you can choose a system with either one-drum-per-pallet capacity or two-drum-per-pallet capacity—whatever best suits your needs.

Every detail of HazMat STAK System® Storage has been engineered for safety and ergonomic operation—from its pneumatic operation to the bright yellow "warning" color. In fact, HazMat STAK System® Storage is specifically designed for the accumulation, storage, and staging of hazardous material before disposal.

HazMat Stak System® Storage is available with D.O.T. color-coded pre-printed labels for identification and classification of hazardous materials.

All Stanley® Vidmar® HazMat Stak System® Storage units carry factory mutual system approval.

FLOW THROUGH PALLET

2K Pallets (2000 lbs.)(907.2 kg) capacity, uniformly distributed load) with expanded metal cover allows for sprinkler system water to flow through the pallet. Normally used for hazardous material storage in conjunction with the HazMat STAK System® Storage.

Handling device can be changed quickly from drum holder to forks. Unique mounting plate allows single person to operate it. Takes up just one pallet position.

Dedicated drum handling device provides safe, immediate access on any 55-gallon steel drum for selective, random retrieval. Easily removable for standard fork handling.



Flow Through Pallet

Model # HZ1363008 (1 drum/pallet)

Flow Through Pallet

MODEL #	PALLET SIZE
2KFTP2630	26-1/2 in. x 30 in. (673 mm x 762 mm)
2KFTP3630	36 in. x 30 in. (914 mm x 762 mm)
2KFTP3636	36 in. x 36 in. (914 mm x 914 mm)
2KFTP4236	42 in. x 36 in. (1067 mm x 914 mm)
2KFTP4242	42 in. x 42 in. (1067 mm x 1067 mm)
2KFTP5242	52 in. x 42 in. (1321 mm x 1067 mm)
2KFTP4848	48 in. x 48 in. (1219 mm x 1219 mm)
2KFTP5248	52 in. x 48 in. (1321 mm x 1219 mm)

Standard System Dimensions

MODEL #	DRUM CAPACITY	LENGTH†	WIDTH	HEIGHT	AISLE WIDTH	RACK HEIGHT	RACK DEPTH	COLUMN CENTER LINES
HZ1363008 (1 drum/pallet)	47	32 ft, 8-1/2 in. (10 m)	11 ft, 9 in. (3.6 m)	15 ft, 4-5/16 in. (4.7 m)	6 ft, 6 in. (2 m)	13 ft (4 m)	31-1/2 in. (0.8 m)	41 in. (1 m)
HZ1523006 (2 drums/pallet)	70	34 ft, 2-1/2 in. (10.4 m)	11 ft, 9 in. (3.6 m)	15 ft, 4-5/16 in. (4.7 m)	6 ft, 6 in. (2 m)	13 ft (4 m)	31-1/2 in. (0.8 m)	57 in. (1.4 m)

(if ordering pallets, add quantity to end of model number, followed by "D" if to be used with 55-gallon drums)

Other System's Lengths (all other dimensions remain as listed above)

1 DRUM PER PALLET	4-BAY	5-BAY	6-BAY	7-BAY	9-BAY	10-BAY	11-BAY	12-BAY	13-BAY
MODEL #	**HZ1363004**	**HZ1363005**	**HZ1363006**	**HZ1363007**	**HZ1363009**	**HZ1363010**	**HZ1363011**	**HZ1363012**	**HZ1363013**
Drum Capacity*	23	29	35	41	53	59	65	71	77
System Length†	19 ft, 1/2 in. (5.8 m)	22 ft, 5-1/2 in. (6.8 m)	25 ft, 10-1/2 in. (7.9 m)	29 ft, 3-1/2 in. (11.9 m)	36 ft, 1-1/2 in. (11 m)	39 ft, 6-1/2 in. (12 m)	42 ft, 11-1/2 in. (13.1 m)	46 ft, 4-1/2 in. (14.1 m)	49 ft, 9-1/2 in. (15.1 m)
2 DRUMS PER PALLET									
MODEL #	**HZ1523004**	**HZ1523005**	**HZ1523007**	**HZ1523008**	**HZ1523009**	**HZ1523010**	**HZ1523011**	**HZ1523012**	**HZ1523013**
Drum Capacity*	46	58	82	94	106	118	130	142	154
System Length†	24 ft, 8-1/2 in. (7.5 m)	29 ft, 5-1/2 in. (9 m)	38 ft, 11-1/2 in. (11.9 m)	43 ft, 8-1/2 in. (13.3 m)	48 ft, 5-1/2 in. (14.8 m)	53 ft, 2-1/2 in. (16.2 m)	57 ft, 11-1/2 in. (17.7 m)	62 ft, 8-1/2 in. (19.1 m)	67 ft, 5-1/2 in. (20.6 m)

*Based on 55-gal. drums.

†Includes 4 ft (1.2 m) cantilever on single end.

Adjustable Racking System

The Stanley® Vidmar® high density adjustable pallet racking system is designed to store items of varying sizes, shapes, and weight. The racking system adds complete flexibility to your storage operation. Moveable pallets allow storage configurations to change with your inventory needs.

Adjustable Racking System Features

- Removable/adjustable pallets instead of fixed shelves for maximum storage density.
- To save floor space and get items off the floor, a standard system rises about 13 ft (4 m), maximizing vertical space.
- Adjustable pallet locations help maximize storage density by minimizing the vertical space requirements of each stored item.
- Racking can be easily expanded as your needs grow.
- Racking is available in all standard Vidmar® colors.

Height/Pallet Selection Guide

To determine the height of the Adjustable Racking System that will fit your building and the number of pallets per section based on load heights, follow these steps:

1. Measure from the floor to the lowest overhead obstruction. To account for variations in the floor level, check this measurement at several locations within the area of the storage system.
2. The standard rack height is 152 in. (3861 mm). If your ceiling will not accept the standard height, select the height that will clear all obstructions from the other available heights below.
3. Match the height you selected for your rack height with the average pallet load height in the table below. The intersection will determine the number of pallets per section. Multiply this number by the number of sections of racking to obtain the total number of pallets for your storage system.

Columns and Pallets
Roll-formed columns provide double-strength rest hooks. Pallets are reinforced with double-layer steel surfaces.

Pallet Fork Guides
Pallet fork guides extend the length of the pallet, providing additional structural support. Opposing cross members provide additional surface support and stability.

Pallet Racking System
Heavy-duty, roll-formed columns provide 25,000 lb (11,340 kg) capacity per section. Double-strength column locator hooks on 7-3/4 in. (197 mm) centers allow maximum density pallet positions.

Height/Pallet Selection Guide

		OTHER AVAILABLE HEIGHTS					STD HT	OTHER AVAILABLE HEIGHTS								
	HEIGHT CODE	190	183	175	167	159	152	144	136	128	121	113	105	97	90	82
PALLET LOAD HEIGHT	6	11	11	10	10	9	9	8	8	7	7	6	6	5	5	4
	10	8	7	7	7	6	6	6	5	5	5	4	4	4	3	3
	14	7	7	7	6	6	6	5	5	5	4	4	4	3	3	3
	18	6	5	5	5	5	4	4	4	4	3	3	3	3	2	2
	22	5	5	5	5	4	4	4	4	3	3	3	3	2	2	2
	26	4	4	4	4	3	3	3	3	3	3	2	2	2	2	2
	30	4	4	4	4	3	3	3	3	2	2	2	2	2	1	
		PALLETS PER SECTION														

Adjustable Racking System Accessories

Starter Section

Model # 2KPFSXXX-XX-XX
(2KPFS H W D)

Starter section includes two column weldments, crossbraces, column protectors, shims and hardware.

- Starter and Add-On sections available in:
  Heights: see Height/Pallet Selection Guide.
  Widths: 26 (660.4 mm), 36 (914.4 mm), 42 (1066.8 mm), 48 (1219.2 mm), and 52 in. (1320.8 mm)
  Depths: 30 (762 mm), 36 (914.4 mm), 42 (1066.8 mm), and 48 in (1219.2 mm).

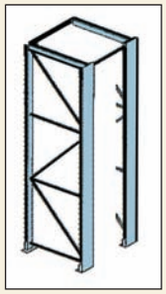

Starter

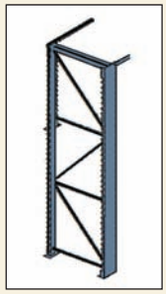

Add-On

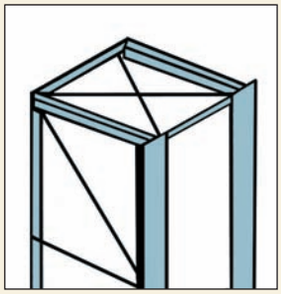

Top Frame

Add-On Section

Model # 2KPFAXXX-XX-XX
(2KPFA H W D)

Includes one column weldment, crossbraces, column protector, shims and hardware.

- Starter and Add-On sections available in:
  Heights: see Height/Pallet Selection Guide.
  Widths: 26 (660.4 mm), 36 (914.4 mm), 42 (1066.8 mm), 48 (1219.2 mm), and 52 in. (1320.8 mm)
  Depths: 30 (762 mm), 36 (914.4 mm), 42 (1066.8 mm), and 48 in (1219.2 mm).



Top Shelf

Pallet

Top Frame

Top Shelf

- 2000 lb (907.2 kg) capacity, uniformly distributed loads.

Pallet

- 2000 lb (907.2 kg) capacity, uniformly distributed loads.

End Protector

Column Protector

End Protector

- Heavy-duty tubular steel end protector is designed to prevent damage to the racking system at the end of an aisle.

Column Protector

12 in. (304.8 mm) Model # CFPP

- Heavy-duty front column protector is designed to prevent damage to racking system during loading or removal of pallets.

Top Frame

MODEL #	FRAME SIZE
2KRTF2630	26-1/2 in. W x 30 in. D (673 mm x 762 mm)
2KRTF3630	36 in. W x 30 in. D (914 mm x 762 mm)
2KRTF3636	36 in. W x 36 in. D (914 mm x 914 mm)
2KRTF4236	42 in. W x 36 in. D (1067 mm x 914 mm)
2KRTF4242	42 in. W x 42 in. D (1067 mm x 1067 mm)
2KRTF5242	52 in. W x 42 in. D (1321 mm x 1067 mm)
2KRTF4848	48 in. W x 48 in. D (1219 mm x 1219 mm)
2KRTF5248	52 in. W x 48 in. D (1321 mm x 1219 mm)

Top Shelf

MODEL #	SHELF SIZE
2KRTS2630	26-1/2 in. W x 30 in. D (673 mm x 762 mm)
2KRTS3630	36 in. W x 30 in. D (914 mm x 762 mm)
2KRTS3636	36 in. W x 36 in. D (914 mm x 914 mm)
2KRTS4236	42 in. W x 36 in. D (1067 mm x 914 mm)
2KRTS4242	42 in. W x 42 in. D (1067 mm x 1067 mm)
2KRTS5242	52 in. W x 42 in. D (1321 mm x 1067 mm)
2KRTS4848	48 in. W x 48 in. D (1219 mm x 1219 mm)
2KRTS5248	52 in. W x 48 in. D (1321 mm x 1219 mm)

Pallet

MODEL #	PALLET SIZE
2KRP2630	26-1/2 in. W x 30 in. D (673 mm x 762 mm)
2KRP3630	36 in. W x 30 in. D (914 mm x 762 mm)
2KRP3636	36 in. W x 36 in. D (914 mm x 914 mm)
2KRP4236	42 in. W x 36 in. D (1067 mm x 914 mm)
2KRP4242	42 in. W x 42 in. D (1067 mm x 1067 mm)
2KRP5242	52 in. W x 42 in. D (1321 mm x 1067 mm)
2KRP4848	48 in. W x 48 in. D (1219 mm x 1219 mm)
2KRP5248	52 in. W x 48 in. D (1321 mm x 1219 mm)

End Protector

MODEL #	DEPTH
CEPP30	30 in. (762 mm)
CEPP36	36 in. (914 mm)
CEPP42	42 in. (914 mm)
CEPP48	48 in. (1219 mm)

Adjustable Racking System Accessories

Shim-Paks (Not Shown)
- Shim-Paks are recommended for leveling the racking.
- Specially notched to slip under the footplates.
- Each kit contains enough shims to correct a 1 in. (25.4 mm) floor variation over four sections.

Pallet Support Frame

Pallet Support Frame
- For storing loads on skids (1 piece).

Tub Kits
- Sidewall, front-to-back partitions plus dividers allow pallet compartmentalization.
- Available in three heights:4-7/8 in. (124 mm), 8-3/8 in. (212 mm), and 12-5/8 in. (321 mm)



Tub Kits

Wire Basket
- Attaches to the pallet surface.
- Easy-to-see storage for small or irregular items.
- 12 in. (305 mm) and 24 in. (610 mm) heights.



Wire Basket

Tool Holder Feature
- Sturdy, heavy-duty tool storage pallet for machining centers.
- Easily attaches to pallet surface.



Tool Holder Feature

Tub Kit With Drop Front Feature
- Items can be easily removed when front wall is dropped.

Tub Kit With Drop Front Feature

Adjustable Racking System Accessories

1-1/4 in. (31.8 mm) Back Lip Pallet

- Provides added security to prevent items from extending beyond the pallet.



1-1/4 in. Back Lip Pallet

Safety Mesh

- Flush-mounted nylon mesh (2 x 2 in.square) (50.8 mm x 50.8 mm square) that is safety-rated to 1000 lbs/ft^2 for the adjustable racking system.
- Recommended for sections on or near traffic aisles or operations areas.

Safety Mesh

Magnetic Pallet Labels

- Affix and remove labels quickly.
- Labels attach magnetically.



Magnetic Pallet Labels

Tire Storage Pallet

- Cross bars secure up to six standard tires or four large tires in an upright position.
- A front drop gate opens a ramp to roll tires off pallet which also serves as a restraining gate.
- Pallet can be loaded directly from/to delivery truck eliminating a transport step



Tire Storage Pallet



Tire Storage Pallet Rear Drop

Vertical Storage System II

The first vertical storage systems redefined space and inventory management concepts. Today's vertical storage systems represent the latest technologies addressing current storage needs with advanced automated solutions. The Stanley® Vidmar® Vertical Storage System II has improved performance and reliability over traditional systems.

Features:

- High Density Storage – The system is designed to take advantage of available vertical or overhead storage space up to a total height of 65' (20 m). Drawers can store up to 1650 pounds (748 kg) per drawer. Drawers are available with or without adjustable partitions and dividers to help create unlimited compartment configurations.
- Dynamic Drawer Management – Drawer locations are variable on 1 inch (25 mm) increments. Minimum drawer height, referred to as "pitch", ranges from 4-6 inches (25 mm - 150 mm). The internal structure and system software allow the space to be optimized automatically to the height of an item up to the 26" (66.04 cm) maximum.
- Flexible Construction – The system can be built or configured to suit a variety of storage needs including both indoor and outdoor construction. Depending on space and inventory requirements, the system can be equipped with either internal or external picking stations that can either be located on the front or back of the system and at multiple elevations.
- Design – The framework utilizes a steel tubing inner structure covered by sound-absorbing painted steel panels for durability. The vertical movement of the drawer extractor reaches a speed of up to 7.22 ft./second (2.20 meters/second) but remains quiet due to innovation utilizing a toothed belt instead of the traditional heavy-duty roller chain.
- Safety / Security – Picking stations are ergonomically designed to allow for optimal picking times and to help limit overreach while lifting. External stations further increase accessibility outside the machine and accommodate the use of lift-assist equipment for heavier – bulkier items. Working areas are protected by a set of active and passive systems such as photoelectric barriers, automatic closing doors, over-height load sensors, and computer user-password protection.



Technical Characteristics	MB 25	MB 25D	MB 50	MB 50D	MX 25	MX 25D
Drawer Capacity	550 lbs.	550 lbs.	1,100 lbs.	1,100 lbs.	550 lbs.	550 lbs.
Total Machine Capacity	Up to 132,000 lbs.	Up to 132,000 lbs.	Up to 132,000 lbs.	Up to 132,000 lbs.	Up to 132,000 lbs.	Up to 132,000 lbs.
Minimum Drawer Pitch	4"	4"	4"	4"	4"	4"
Maximum Load Height	26"	26"	26"	26"	26"	26"
Drawer Size (WxD)	86-5/8" x 24-5/8"	86-5/8" x 32"	86-5/8" x 24-5/8"	86-5/8" x 32"	122" x 24-5/8"	122" x 32"
Max. Vertical Speed	7.22 ft/sec	7.22 ft/sec	7.22 ft/sec	7.22 ft/sec	7.22 ft/sec	7.22 ft/sec
Machine Footprint (WxD)	104.7" x 112.6"	104.7" x 135.04"	104.7" x 112.6"	104.7" x 135.04"	140.16" x 112.6"	140.16" x 135.04"
External Bay Depth	26"	33.5"	26"	33.5"	26"	33.5"

Internal and external picking bays available on all systems.

SPECIALTY APPLICATIONS

VERTICAL STORAGE SYSTEM II





	MX 50	MX 50D	MX 75	MX 75D	ML 50	ML 50D	ML 75	ML 75D
	1,100 lbs.	1,100 lbs.	1,650 lbs.	1,650 lbs.	1,100 lbs.	1,100 lbs.	1,650 lbs.	1,650 lbs.
	Up to 132,000 lbs.	Up to 132,000 lbs.	Up to 132,000 lbs.	Up to 132,000 lbs.	Up to 132,000 lbs.	Up to 132,000 lbs.	Up to 132,000 lbs.	Up to 132,000 lbs.
	4"	4"	6"	6"	6"	6"	6"	6"
	26"	26"	26"	26"	26"	26"	26"	26"
	122" x 24-5/8"	122" x 32"	122" x 24-5/8"	122" x 32"	161-3/8" x 24-5/8"	161-3/8" x 32"	161-3/8" x 24-5/8"	161-3/8" x 32"
	4.92 ft/sec	4.92 ft/sec	3.28 ft/sec	3.28 ft/sec	4.92 ft/sec	4.92 ft/sec	3.92 ft/sec	3.92 ft/sec
	140.16" x 112.6"	140.16" x 135.04"	140.16" x 112.6"	140.16" x 135.04"	179.5" x 112.6"	179.5" x 135.06"	179.5" x 112.6"	179.5" x 135.06"
	26"	33.5"	26"	33.5"	26"	33.5"	26"	33.5"

STANLEY
Vidmar

Systore® Management Software

PC Touch Screen Console:
Designed especially for industrial use, the operator console comes standard with Ethernet and Bar Code Connection. Located on a swivel arm at an ergonomically designed height the PC based console is equipped with a touch screen. The console may be connected to a local network via an Ethernet interface allowing the user to perform all operating functions directly from the touch screen. When external pick bays are used, the console display has the ability to move the entire width of the picking station front. This console is also available as a wireless system, allowing the operator free movement of the wireless controls.

Software:
The Stanley® Vidmar® VLM software is built in a Windows® operating system and is available in various application packages. There are three basic configurations which offer thousands of operating possibilities:

- Systore® Inside – standard with each Stanley® Vidmar® VLM. Allows the user to call drawers by the drawer number. Includes diagnostic and manual run features.

- Systore® Base – offers basic inventory control directly on the console without the need of a stand-alone PC. It is ideal for organizing by item number or description. The user can run lists or view from the screen. Quantities can be modified, bar codes scanned, pick/pull labels printed and confirm transactions. Several inventory reports are available with Systore® Base. This system can control up to two Stanley® Vidmar® VLMs.

- Systore® Modula – is a full inventory control package that can control several units as well as material stored outside the system. It is best suited for the storage of spare parts, accessories, semi-finished goods, tools and components. The inventory control feature manages reason codes or cost centers, material status, minimum stocks, item weights, users and pre-defined drawer layouts, pre-defined cell types and capacities. A package is included for automatic back of data to another source, the ability to organize graphically, locate stock and generate pick/put and count operations. Items can be managed with FIFO or volume criteria with a flexible reporting system.

Touch Screen Console


Systore® Modula

Windows is a registered trademark of Microsoft Corporation
Systore is a registered trademark of System logistics

Accessories

- Drawer Weight Scales – Units with external pick bays can be fitted with an electronic scale. The drawer weight can then be displayed on the console / PC with a tolerance of + / - 5%

- Closing Doors – Sliding doors can be installed to close bays and avoid unauthorized access. Operated manually or automatically. Keyed lock included.

- Partitions and Dividers – Plain or slotted partitions and dividers are available for restructuring compartments to hold and organize items. Totes are also available.Raised drawer sides can help contain bulky materials.

- Pick-to-Light Bars - These light bars will direct the machine operator to the compartment within the drawer where the selected part is located.

- Bar Code Reader – to pick product faster and more accurately, a bar code reader can be installed.

- Label Printer – custom labels can be printed when connected.

- Counting Scale – allows the operator to pick small parts by weight increasing accuracy and speed.

Drawer Weight Scales

Closing Doors

Partitions and Dividers

Bar Code Reader

Label Printer

Counting Scale

NC Tool Storage

Start working more effectively by organizing your tools as well as your inventory. Stanley® Vidmar® toolholders carry all your tools in an organized, efficient manner. All toolholders are constructed from extruded aluminum for strength and durability.

Choose the toolholder based on the size and style of tool assemblies to be handled: V-flange tooling, straight shank tooling, or modular tooling (e.g. KM, HSR, Capto, etc.).

Single Toolholder Inserts

If your requirements involve handling a variety of tool sizes or styles in a Lift-Out Tray, or if side-to-side spacing varies (i.e., milling cutters or large diameter off-set tools), then Single Toolholder Inserts will work best.

23 in. Toolholder Inserts

23 in. (584 mm) Toolholder Inserts are used with Lift-Out Trays and accomplish the same purpose as Single Toolholder Inserts but when side-to-side spacing of tool assemblies is constant.

25 in. Fixed Toolholders

25 in. long (635 mm) Fixed Toolholders are used when side-to-side spacing of tool assemblies is constant and removable Toolholders are not required. Lift-Out Tool Trays are used to move multiple tool assemblies by hand from Tool Taxis to tool storage devices, or work benches.

Note: *Lift-Out Trays are not recommended with tools larger than 40 V-flange due to ergonomic considerations.*

Three steps to determine which toolholder arrangement is best for you.

1. Decide whether Fixed Toolholders or Lift-Out Trays will work best.
2. If Lift-Out Tool Trays are used, determine if Single or 23 in. (584 mm) long Toolholder Inserts will work best for you.
3. Choose the specific model number based on the size and style of tool assemblies to be handled.

Fixed 25 in. (635 mm) Toolholders and Lift-Out Trays with 23 in. (584 mm) Toolholder Inserts shown.



Single Toolholder Inserts

23 in. (584 mm) Toolholder Inserts

25 in. (635 mm) Fixed Toolholders

Pre-Engineered Tool Taxis

25 in. (635 mm) Fixed Toolholders

The 200 Series Tool Taxis include 25 in. (635 mm) fixed toolholders, for use with consistently-spaced tool assemblies.

Model #VTT200xxx/N shown

VTT200xxx/N

MODEL #	(/N) TAXI CAPACITY IN. (MM)	TOOLHOLDERS /6	/8	(6 OR 8 EA.)
VTT20050V/N	50 V-flange	30	40	TH2550V5
VTT20045V/N	45 V-flange	30	40	TH2545V5
VTT20040V/N	40 V-flange	48	64	TH2540V8
VTT20030V/N	30 V-flange	48	64	TH2530V8
VTT200250ST/N	2-1/2 in. (64 mm) St. Shank	30	40	TH25250ST5
VTT200225ST/N	2-1/4 in. (57 mm) St. Shank	30	40	TH25225ST5
VTT200200ST/N	2 in. (51 mm) St. Shank	30	40	TH25200ST5
VTT200175ST/N	1-3/4 in. (44 mm) St. Shank	48	64	TH25175ST8
VTT200150ST/N	1-1/2 in. (38 mm) St. Shank	48	64	TH25150ST8
VTT200125ST/N	1-1/4 in. (32 mm) St. Shank	48	64	TH25125ST8
VTT200100ST/N	1 in. (25 mm) St. Shank	48	64	TH25100ST8

** When ordering, use the required designation (/6 or /8) for taxi capacity to replace /N in the Model #*

VTT201xxx/N

MODEL #	(/N) TAXI CAPACITY IN. (MM)	TOOLHOLDERS /6	/8	(6 OR 8 EA.)
VTT20150V/N	50 V-flange	30	40	TH2550V5
VTT20145V/N	45 V-flange	30	40	TH2545V5
VTT20140V/N	40 V-flange	48	64	TH2540V8
VTT20130V/N	30 V-flange	48	64	TH2530V8
VTT201250ST/N	2-1/2 in. (64 mm) St. Shank	30	40	TH25250ST5
VTT201225ST/N	2-1/4 in. (57 mm) St. Shank	30	40	TH25225ST5
VTT201200ST/N	2 in. (51 mm) St. Shank	30	40	TH25200ST5
VTT201175ST/N	1-3/4 in. (44 mm) St. Shank	48	64	TH25175ST8
VTT201150ST/N	1-1/2 in. (38 mm) St. Shank	48	64	TH25150ST8
VTT201125ST/N	1-1/4 in. (32 mm) St. Shank	48	64	TH25125ST8
VTT201100ST/N	1 in. (25 mm) St. Shank	48	64	TH25100ST8

** When ordering, use the required designation (/6 or /8) for taxi capacity to replace /N in the Model #*

VTT202xxx/N

MODEL #	(/N) TAXI CAPACITY IN. (MM)	TOOLHOLDERS /6	/8	(6 OR 8 EA.)
VTT20250V/N	50 V-flange	30	40	TH2550V5
VTT20245V/N	45 V-flange	30	40	TH2545V5
VTT20240V/N	40 V-flange	48	64	TH2540V8
VTT20230V/N	30 V-flange	48	64	TH2530V8
VTT202250ST/N	2-1/2 in. (64 mm) St. Shank	30	40	TH25250ST5
VTT202225ST/N	2-1/4 in. (57 mm) St. Shank	30	40	TH25225ST5
VTT202200ST/N	2 in. (51 mm) St. Shank	30	40	TH25200ST5
VTT202175ST/N	1-3/4 in. (44 mm) St. Shank	48	64	TH25175ST8
VTT202150ST/N	1-1/2 in. (38 mm) St. Shank	48	64	TH25150ST8
VTT202125ST/N	1-1/4 in. (32 mm) St. Shank	48	64	TH25125ST8
VTT202100ST/N	1 in. (25 mm) St. Shank	48	64	TH25100ST8

** When ordering, use the required designation (/6 or /8) for taxi capacity to replace /N in the Model #*

Pre-Engineered Tool Taxis

23 in. (584 mm) Removable Toolholders

The 210 Series Tool Taxis include 23 in. (584 mm) lift-out toolholder inserts, for use with consistently-spaced tool assemblies.

Model #VTT211xxx/N shown, see 23 in. (584 mm) Removable Toolholder Column

VTT210xxx/N

MODEL #	(/N) TAXI CAPACITY IN. (MM)	TOOLHOLDERS /6	/8	(6 OR 8 EA.)
VTT21040V/N	40 V-flange	48	64	TH2340V8
VTT21030V/N	30 V-flange	48	64	TH2330V8
VTT210250ST/N	2-1/2 in. (64 mm) St. Shank	30	40	TH23250ST5
VTT210225ST/N	2-1/4 in. (57 mm) St. Shank	30	40	TH23225ST5
VTT210200ST/N	2 in. (51 mm) St. Shank	30	40	TH23200ST5
VTT210175ST/N	1-3/4 in. (44 mm) St. Shank	48	64	TH23175ST8
VTT210150ST/N	1-1/2 in. (38 mm) St. Shank	48	64	TH23150ST8
VTT210125ST/N	1-1/4 in. (32 mm) St. Shank	48	64	TH23125ST8
VTT210100ST/N	1 in. (25 mm) St. Shank	48	64	TH23100ST8

** When ordering, use the required designation (/6 or /8) for taxi capacity to replace /N in the Model #*

VTT211xxx/N (shown above)

MODEL #	(/N) TAXI CAPACITY IN. (MM)	TOOLHOLDERS /6	/8	(6 OR 8 EA.)
VTT21140V/N	40 V-flange	48	64	TH2340V8
VTT21130V/N	30 V-flange	48	64	TH2330V8
VTT211250ST/N	2-1/2 in. (64 mm) St. Shank	30	40	TH23250ST5
VTT211225ST/N	2-1/4 in. (57 mm) St. Shank	30	40	TH23225ST5
VTT211200ST/N	2 in. (51 mm) St. Shank	30	40	TH23200ST5
VTT211175ST/N	1-3/4 in. (44 mm) St. Shank	48	64	TH23175ST8
VTT211150ST/N	1-1/2 in. (38 mm) St. Shank	48	64	TH23150ST8
VTT211125ST/N	1-1/4 in. (32 mm) St. Shank	48	64	TH23125ST8
VTT211100ST/N	1 in. (25 mm) St. Shank	48	64	TH23100ST8

** When ordering, use the required designation (/6 or /8) for taxi capacity to replace /N in the Model #*

VTT212xxx/N

MODEL #	(/N) TAXI CAPACITY IN. (MM)	TOOLHOLDERS /6	/8	(6 OR 8 EA.)
VTT21240V/N	40 V-flange	48	64	TH2340V8
VTT21230V/N	30 V-flange	48	64	TH2330V8
VTT212250ST/N	2-1/2 in. (64 mm) St. Shank	30	40	TH23250ST5
VTT212225ST/N	2-1/4 in. (57 mm) St. Shank	30	40	TH23225ST5
VTT212200ST/N	2 in. (51 mm) St. Shank	30	40	TH23200ST5
VTT212175ST/N	1-3/4 in. (44 mm) St. Shank	48	64	TH23175ST8
VTT212150ST/N	1-1/2 in. (38 mm) St. Shank	48	64	TH23150ST8
VTT212125ST/N	1-1/4 in. (32 mm) St. Shank	48	64	TH23125ST8
VTT212100ST/N	1 in. (25 mm) St. Shank	48	64	TH23100ST8

** When ordering, use the required designation (/6 or /8) for taxi capacity to replace /N in the Model #*

Pre-Engineered Tool Taxis

Single Toolholders

The 220 Series Tool Taxis include lift-out single toolholder inserts, for use with randomly-spaced tool assemblies or a variety of tool sizes and styles.

Model #VTT222xxx/N shown, see Single Toolholder Column

VTT220xxx/N

MODEL #	(/N) TAXI CAPACITY IN. (MM)	TOOLHOLDERS /6	/8	(6 OR 8 EA.)
VTT22040V/N	40 V-flange	48	64	TH40V1
VTT22030V/N	30 V-flange	60	80	TH30V1
VTT220250ST/N	2-1/2 in. (64 mm) St. Shank	30	40	TH250ST1
VTT220225ST/N	2-1/4 in. (57 mm) St. Shank	42	56	TH225ST1
VTT220200ST/N	2 in. (51 mm) St. Shank	42	56	TH200ST1
VTT220175ST/N	1-3/4 in. (44 mm) St. Shank	48	64	TH175ST1
VTT220150ST/N	1-1/2 in. (38 mm) St. Shank	54	72	TH150ST1
VTT220125ST/N	1-1/4 in. (32 mm) St. Shank	60	80	TH125ST1
VTT220100ST/N	1 in. (25 mm) St. Shank	60	88	TH100ST1

** When ordering, use the required designation (/6 or /8) for taxi capacity to replace /N in the Model #*

VTT221xxx/N

MODEL #	(/N) TAXI CAPACITY IN. (MM)	TOOLHOLDERS /6	/8	(6 OR 8 EA.)
VTT22140V/N	40 V-flange	48	64	TH40V1
VTT22130V/N	30 V-flange	60	80	TH30V1
VTT221250ST/N	2-1/2 in. (64 mm) St. Shank	30	40	TH250ST1
VTT221225ST/N	2-1/4 in. (57 mm) St. Shank	42	56	TH225ST1
VTT221200ST/N	2 in. (51 mm) St. Shank	42	56	TH200ST1
VTT221175ST/N	1-3/4 in. (44 mm) St. Shank	48	64	TH175ST1
VTT221150ST/N	1-1/2 in. (38 mm) St. Shank	54	72	TH150ST1
VTT221125ST/N	1-1/4 in. (32 mm) St. Shank	60	80	TH125ST1
VTT221100ST/N	1 in. (25 mm) St. Shank	60	88	TH100ST1

** When ordering, use the required designation (/6 or /8) for taxi capacity to replace /N in the Model #*

VTT221xxx/N

MODEL #	(/N) TAXI CAPACITY IN. (MM)	TOOLHOLDERS /6	/8	(6 OR 8 EA.)
VTT22240V/N	40 V-flange	48	64	TH40V1
VTT22230V/N	30 V-flange	60	80	TH30V1
VTT222250ST/N	2-1/2 in. (64 mm) St. Shank	30	40	TH250ST1
VTT222225ST/N	2-1/4 in. (57 mm) St. Shank	42	56	TH225ST1
VTT222200ST/N	2 in. (51 mm) St. Shank	42	56	TH200ST1
VTT222175ST/N	1-3/4 in. (44 mm) St. Shank	48	64	TH175ST1
VTT222150ST/N	1-1/2 in. (38 mm) St. Shank	54	72	TH150ST1
VTT222125ST/N	1-1/4 in. (32 mm) St. Shank	60	80	TH125ST1
VTT222100ST/N	1 in. (25 mm) St. Shank	60	88	TH100ST1

** When ordering, use the required designation (/6 or /8) for taxi capacity to replace /N in the Model #*

CNC Tool Storage Cabinet

- Available in 2 heights and 12 drawer configurations.
- Includes patented Single Drawer Release feature to prevent opening more than one drawer at a time.
- Models listed include five 25 in. (635 mm) fixed toolholders in each drawer.
- All CNC cabinets must be securely anchored to the floor or bolted back to back.

Floor Stand Tool Rack

Model # FLTHR

- A simple inexpensive means of storing tooling at machining centers or work areas.
- Either Single or 23 in. (584 mm) Toolholder Inserts (both shown) attach to extruded aluminum toolholder rails without screws or hand tools.
- Three Model THR-23 Toolholder Rails are included.
- Up to 10 positions are available for toolholder rails on each side.
- Toolholders and Trays are ordered separately.
- 27-1/4 in. (705 mm) x 26-3/4 in. (679 mm) x 59 in. (1499 mm)

Note: *Shipped Knocked Down.*
All floor stands should be securely anchored.

CNC Tool Storage Cabinet

Floor Stand Tool Rack

CNC Tool Storage Cabinet

MODEL #[1]	TOOL CAP.	# OF DRAWERS	V-FLANGE AVG. USABLE H[2]	VS AND M AVG. USABLE H[2]	CABINET HEIGHT
CNC34050V100	100	4	7-1/4 in. (184 mm)	9-1/2 in. (241 mm)	59 in. (1499 mm)
CNC34045V100	100	4	8-1/4 in. (210 mm)	9-1/2 in. (241 mm)	59 in. (1499 mm)
CNC34050V75	75	3	11 in. (279 mm)	16 in. (406 mm)	59 in. (1499 mm)
CNC34045V75	75	3	12 in. (305 mm)	16 in. (406 mm)	59 in. (1499 mm)
CNC34040V160	160	4	8-1/4 in. (210 mm)	9-1/2 in. (241 mm)	59 in. (1499 mm)
CNC34035V160	160	4	9-1/2 in. (241 mm)	9-1/2 in. (241 mm)	59 in. (1499 mm)
CNC34030V160	160	4	9-1/2 in. (241 mm)	9-1/2 in. (241 mm)	59 in. (1499 mm)
CNC24550V75	75	3	6-1/2 in. (165 mm)	8-3/4 in. (222 mm)	44 in. (1118 mm)
CNC24545V75	75	3	7-1/2 in. (191 mm)	8-3/4 in. (222 mm)	44 in. (1118 mm)
CNC24540V120	120	3	7-1/2 in. (191 mm)	8-3/4 in. (222 mm)	44 in. (1118 mm)
CNC24530V120	120	3	8-3/4 in. (222 mm)	8-3/4 in. (222 mm)	44 in. (1118 mm)

Note: [1]Replace "V" in model number with "ST" for straight, "M" or "HSK" for modular tooling.
[2]Usable height is measured from the top of the 25 in. (635 mm) fixed toolholder to the bottom of the next drawer front above. Dimension from bottom of flange to top of tool should not exceed this.

TOOL TAXI & APPLICATIONS

Universal Floor Stand

Model # FLTS

- Designed to work with Tool Taxis or CNC Storage Cabinets
- Provide ready access to preset tooling adjacent to machining areas.
- The Tool Stand will accept either 10 Fixed Toolholders (as shown), six Lift-Out Trays, or a combination of each.
- Toolholders and Trays are ordered separately.
- 24-3/16 in. (614mm) x 28 in. (711 mm) x 59-3/16 in. (1503 mm)

Note: *Shipped Knocked Down..*
All floor stands should be securely anchored.

Universal Floor Stand

Benchtop Tool Stand

Benchtop Tool Rack

Benchtop Tool Stand

Model # BTTS

- Stores three rows of Toolholders or Lift-Out Trays.
- Shipped Knocked Down.
- Accepts either lift-out trays or fixed toolholders.
- 18-7/16 in. (468 mm) x 27 in. (686 mm) x 12-3/16 in. (310 mm)

Benchtop Tool Rack

Model # BTTHR

- Holds tooling on a bench or other work surface.
- Shipped Knocked Down.
- 8 in. (203 mm) x 24 in. (610 mm) x 8 in. (203 mm)
- Includes one THR-23 Toolholder Rail.
- Toolholders not included.

Tool Taxi

- Designed to meet your tool storage and delivery requirements.
- Available with a range of accessories including: rear tray, storage cabinet with lockable door, adjustable shelf, card holder for paperwork, etc.
- For increased capacity, fixed 22 in. (559 mm) Toolholders can be provided for attachment to the front or rear of the Tool Taxi.

VTTSD200


VTTAT200

VTTRT200

RTH50V5

VTT200

Tool Taxi

Model #	Description	Length	Width	Height
VTT200	200 Series Tool Taxi	33 in. (838 mm)	23 in. (584 mm)	39-1/4 in. (997 mm)
*__VTT201__	200 Series Tool Taxi w/Rear Tray	41 in. (1041 mm)	23 in. (584 mm)	39-1/4 in. (997 mm)
*__VTT202__	200 Series Tool Taxi w/Cabinet and Door	41 in. (1041 mm)	23 in. (584 mm)	39-1/4 in. (997 mm)
*__VTTSC200__	Storage Cabinet w/three Shelves	8 in. (203 mm)	22-7/8 in. (581 mm)	31-5/8 in. (803 mm)
VTTSD200	Storage Cabinet w/three Shelves, Door and Lock	8 in. (203 mm)	22-7/8 in. (581 mm)	31-5/8 in. (803 mm)
VTTAT200	Adjustable Storage Tray	25 in. (635 mm)	22-7/8 in. (581 mm)	1-5/8 in. (41 mm)
VTTRT200	Rear Tray Assembly	8 in. (203 mm)	22-7/8 in. (581 mm)	1-5/8 in. (41 mm)
RTH50V5	Rear Toolholder Assembly (50V, 5)	5 in. (127 mm)	22-7/8 in. (581 mm)	9-1/2 in. (241 mm)
*__RTH45V5__	Rear Toolholder Assembly (45V, 5)	5 in. (127 mm)	22-7/8 in. (581 mm)	9-1/2 in. (241 mm)

**Not shown.*

Toolholders and Accessories

V-flange

Straight Shank

Modular-KM

Tool Holders And Accessories

		SINGLE TOOLHOLDER INSERT			23 IN. (584 MM) TOOLHOLDER INSERT		25 IN. (635 MM) TOOLHOLDER	
	TOOL SIZE	MODEL #	LENGTH	TRAY CAP.	MODEL #	TOOL CAP.	MODEL #	TOOL CAP.
V-Flange	050 V-FLANGE	**TH50V1**	4 in. (102 mm)	5	**TH2350V5**	5	**TH2550V5**	5
	45 V-FLANGE	**TH45V1**	3-1/2 in. (89 mm)	6	**TH2345V5**	5	**TH2545V5**	5
	40 V-FLANGE	**TH40V1**	2-3/4 in. (70 mm)	8	**TH2340V8**	8	**TH2540V8**	8
	30 V-FLANGE	**TH30V1**	2-1/4 in. (57 mm)	10	**TH2330V8**	8	**TH2530V8**	8
Straight Shank	2-1/2 in. (64 mm) St. Shank	**TH250ST1**	3-1/2 in. (89 mm)	5	**TH23250ST5**	5	**TH25250ST5**	5
	2-1/4 in. (57 mm) St. Shank	**TH225ST1**	3-1/4 in. (83 mm)	7	**TH23225ST5**	5	**TH25225ST5**	5
	2 in. (51 mm) St. Shank	**TH200ST1**	3 in. (76 mm)	7	**TH23200ST8**	8	**TH25200ST8**	8
	1-3/4 in. (44 mm) St. Shank	**TH175ST1**	2-3/4 in. (70 mm)	8	**TH23175ST8**	8	**TH25175ST8**	8
	1-1/2 in. (38 mm) St. Shank	**TH150ST1**	2-1/2 in. (64 mm)	9	**TH23150ST8**	8	**TH25150ST8**	8
	1-1/4 in. (32 mm) St. Shank	**TH125ST1**	2-1/4 in. (57 mm)	10	**TH23125ST8**	8	**TH25125ST8**	8
	1 in. (25 mm) St. Shank	**TH100ST1**	2 in. (51 mm)	11	**TH23100ST8**	8	**TH25100ST8**	8
Modular-CAPTO		**THC31**	2 in. (51 mm)	11	**TH23C38**	8	**TH25C38**	8
		THC41	2-1/4 in. (57 mm)	10	**TH23C48**	8	**TH25C48**	8
		THC51	2-1/2 in. (64 mm)	9	**TH23C58**	8	**TH25C58**	8
		THC61	2-3/4 in. (70 mm)	8	**TH23C68**	8	**TH25C68**	8
		THC81	3-1/4 in. (83 mm)	7	**TH23C85**	5	**TH25C85**	5
Modular-HSK		**THHSK321**	2 in. (51 mm)	11	**TH23HSK328**	8	**TH25HSK328**	8
		THHSK401	2-1/4 in. (57 mm)	10	**TH23HSK408**	8	**TH25HSK408**	8
		THHSK501	2-1/2 in. (64 mm)	9	**TH23HSK508**	8	**TH25HSK508**	8
		THHSK631	2-3/4 in. (70 mm)	8	**TH23HSK638**	8	**TH25HSK638**	8
		THHSK801	3-1/4 in. (83 mm)	7	**TH23HSK805**	5	**TH25HSK805**	5
Modular-KM	32KM Modular	**TH32M1**	2 in. (51 mm)	11	**TH2332M8**	8	**TH2532M8**	8
(special adapters	40KM Modular	**TH40M1**	2-1/4 in. (57 mm)	10	**TH2340M8**	8	**TH2540M8**	8
also available for	50KM Modular	**TH50M1**	2-1/2 in. (64 mm)	9	**TH2350M5**	5	**TH2550M8**	8
TM Smith tooling)	63KM Modular	**TH63M1**	2-3/4 in. (70 mm)	8	**TH2363M5**	5	**TH2563M5**	5
Miscellaneous	Blank Aluminum	**TH4750**	4-3/4 in. (121 mm)	4	**TH23000**	Variable	**TH25000**	Variable
	Blank Wood	**N/A**			**TH2300W0**	Variable	**N/A**	
	Blank Alum (Short)	**TH27550**	2-3/4 in. (70 mm)	8	**TH2300S0**	Variable	**TH2500S0**	Variable
	#200 Kwik Switch	**TH200Q1**	2-1/4 in. (57 mm)	10	**TH23200Q10**	10	**TH25200Q10**	10
	#300 Kwik Switch	**TH300Q1**	2-1/2 in. (64 mm)	9	**TH23300Q9**	9	**TH25300Q9**	9

Drawer Toolholder Supports–25 in. (635mm)

MODEL #	DESCRIPTION	[2]HEIGHT,
DRPS02	Supports for HSK straight shank KM or CAPTO	2 in. (51 mm)
DRPS03	[1]Supports for 30V	3 in. (76 mm)
DRPS04	[1]Supports for 40V and 45V (pair)	4-1/4 in. (108 mm)
DRPS05	[1]Supports for 50V (pair)	5-1/4 in. (133 mm)
DRPS06	Supports to allow for longer retention knob lengths	6-1/4 in. (159 mm)

[1]Drawer Toolholder Supports assume that standard retention knobs with extensions of less than 1 in. (25 mm) are used. (V-Flange Tooling only.)
[2]Height is measured from bottom of drawer to top of Toolholder

Lift-Out Tray

MODEL #	A, B, IN. (MM)	MIN. IN. (MM)	DRAWER SIZE
TT625	6 in. (153 mm)	11-1/4 in. (286 mm)	#80
TT450	Less than 4 in. (102 mm)	9-3/16 in. (233 mm)	#65

STANLEY Vidmar QUICK SHIP

Stanley® Vidmar® Quick Ship Ordering

Two day guaranteed shipment is now available on select Vidmar products.

Need to get organized fast? Stanley Vidmar will now ship a select group of popular products to you with 48 hours after ordering. Guaranteed. The Quick Ship ordering service includes pre-configured cabinets, mobile cabinets and workstations, technical benches and accessories.

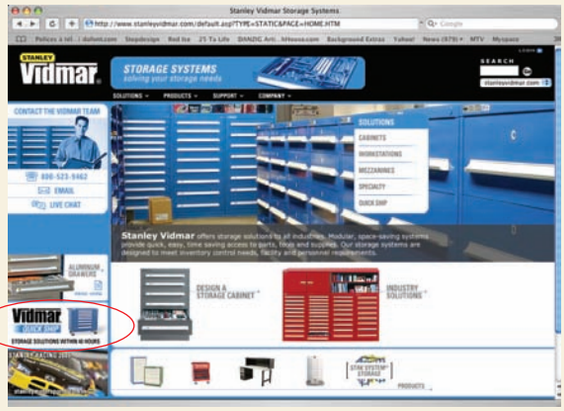

www.stanleyvidmar.com

Quick Ship Section

Stanley® Vidmar® Quick Ship Products

For a full list of Vidmar® Quick Ship products and to place an order, go online to www.stanleyvidmar.com.
Ground freight service in the Continental U.S. is free for customers.

Pre-Configured Cabinets

Mobile Cabinets

Workcenters

Technical Benches

Industrial Work Center



pg95_96_105_106_107_Specialty apps:10.Specialty apps 7/16/07 4:30 PM Page 105

Cabinets

pg95_96_105_106_107_Specialty apps:10.Specialty apps 7/16/07 4:30 PM Page 106

Automotive Tech Center

Rust Resistant Drawer Insert Tray

Electronic Lock

pg95_96_105_106_107_Specialty apps:10.Specialty apps 7/16/07 4:30 PM Page 107

PAINT FINISHES

Paint Finish

All Stanley® Vidmar® cabinets, drawers and accessories are painted with an epoxy polyester-based powder coating.

This durable coating provides:

- An improved durability to surfaces (salt spray and scratch tests.)
- Improved consistency in color.

This environmentally-friendly paint is available in ten standard colors at no additional charge.
(Non-standard and custom colors are available with additional charges added on a per-order basis.)

Off White
S22570

Beige
S20100

Vidmar Green
S20606

Hunter Green
S50091

Light Blue
S22577

Bright Blue
S22447

Dark Blue
S22578

Red
S50054

Vidmar Gray
S23321

Black
S20106

Call for a free, no-obligation survey and storage analysis from a Stanley Vidmar Storage Professional.

They can recommend a storage system specifically designed to suit your inventory, facility and personnel.

PH: 1-800-523-9462 FAX: 1-800-523-9934
Email: custserv3@stanleyworks.com
Quotes: quote@stanleyworks.com
Orders: orders@stanleyworks.com

41713 coverV1.qxd:35777 CoverV1 3/20/08 11:08 AM Page 1

TOUGH STORAGE SOLUTIONS™

Save space, save time, and save money with a premium-strength storage solution that will grow as you grow. For a free, no-obligation survey and storage analysis, call a Stanley Vidmar Storage Sales Professional today at **800-523-9462** or visit **stanleyvidmar.com**.

Stanley Vidmar

11 Grammes Road, Allentown, PA 18103-4760

800-523-9462 • Fax: 800-523-9934

stanleyvidmar.com **stanleyworks.com**

custserv3@stanleyworks.com

QUALITY MANAGEMENT SYSTEM
CERTIFIED BY DNV
ISO 9001:2000

V07007
©2007 The Stanley Works